

**Coral Springs
Improvement District**

Agenda

February 26, 2018



Coral Springs Improvement District

February 19, 2018

Board of Supervisors
Coral Springs Improvement District

Dear Board Members:

The regular meeting of the Board of Supervisors of the Coral Springs Improvement District will be held on February 26, 2018 at 4:00 p.m. at the District Offices, 10300 NW 11th Manor, Coral Springs, Florida. Following is the advance agenda for the meeting.

1. Roll Call
2. Approval of the Minutes of the January 22, 2018 Meeting
3. Audience Comments
 - Consideration of Fence Encroachment for 232 NW 118th Drive
 - Preservation of Canal Banks Discussion – 128 NW 110th Way
4. Approval of Financial Statements for January 2018
5. Assessment Study Presentation by Stantec
6. Presentation by Globaltech – Sites 6-12 Canal Bank Assessment (Tabled Item)
7. Presentation by Globaltech – WWTP Plant D Assessment
8. Consideration of Work Authorization #134 for Well #9 Development for a Total Cost of \$66,418
9. Consideration of Resolution 2018-6, Formally Adopting Florida Plumbing Code
10. Consideration of Billing Agreement with RK Centers Coral Palm Plaza, LLC
11. Amendments to the Phillips and Jordan Contract
12. Staff Reports
 - A. Manager – Ken Cassel
 - B. Engineer – Rick Olson
 - C. Department Reports
 - Operations – Dan Daly
 - Utility Billing Work Orders
 - Utilities Update (David McIntosh)
 - Water – Joe Stephens (Report Included)
 - Wastewater – Tim Martin (Report Included)
 - Stormwater – Shawn Frankenhauser (Report Included)
 - Field – Curt Dwiggins (Report Included)
 - Maintenance Report – Pedro Vasquez
 - Human Resources – Jan Zilmer



Coral Springs Improvement District

- Motion to Accept Department Reports
 - D. Attorney
- 13. Supervisors' Requests
- 14. Adjournment

Any supporting documents not included in the agenda package will be distributed at the meeting. If you have any questions prior to the meeting, please contact me.

Sincerely,

Kenneth Cassel

Kenneth Cassel/sd
District Manager

cc: District Staff
Stephen Bloom
Seth Behn
Terry Lewis
Beverley Servé
Jamie Barreto
Rick Olson

MINUTES

**MINUTES OF MEETING
CORAL SPRINGS IMPROVEMENT DISTRICT**

A regular meeting of the Board of Supervisors of the Coral Springs Improvement District was held on Monday, January 22, 2018 at 4:00 p.m. at the District Office, 10300 NW 11th Manor, Coral Springs, Florida.

Present and constituting a quorum were:

Martin Shank	President
Duane Holland	Vice President (by telephone)
Nick St. Cavish	Secretary

Also present were:

Kenneth Cassel	District Manager
Seth Behn	District Counsel
Jan Zilmer	Human Resources
David McIntosh	Director of Utilities
Marta Rubio	Accounting
Kay Holmes	Accounting
Rick Olson	District Engineer
Pedro Vasquez	Maintenance Manager
Joe Stephens	Water Department
Curt Dwiggin	Field Superintendent
Tim Martin	Wastewater Department
Shawn Frankenhauser	Drainage Department
Marc Grace	Keefe, McCullough and Associates

The following is a summary of the minutes and actions taken during the January 22, 2018 CSID Board of Supervisors Meeting.

FIRST ORDER OF BUSINESS

Roll Call

Mr. Cassel called the meeting to order and called the roll.

SECOND ORDER OF BUSINESS

Approval of the Minutes of the December 18, 2017 Meeting

Each Board member received a copy of the minutes of the December 18, 2017 meeting.

On MOTION by Mr. St. Cavish seconded by Dr. Shank with all in favor the minutes of the December 18, 2017 meeting were approved.

THIRD ORDER OF BUSINESS

Audience Comments

Unapproved Minutes

January 22, 2018

Coral Springs Improvement District

There being none, the next item followed.

FOURTH ORDER OF BUSINESS

Acceptance of Financial Audit for Fiscal Year Ending September 30, 2017

Mr. Mark Grace provided an overview of the financial audit for Fiscal Year 2017.

On MOTION by Mr. St. Cavish seconded by Dr. Shank with all in favor the Financial Audit for Fiscal Year Ending September 30, 2017 was accepted.

FIFTH ORDER OF BUSINESS

Approval of Financial Statements for December 2017

A discussion ensued regarding the Financial Statements.

On MOTION by Mr. Holland seconded by Mr. St. Cavish with all in favor the public hearing was closed.

SIXTH ORDER OF BUSINESS

Presentation by Globaltech- Sites 6-12 Canal Bank Assessment (Placeholder)

This item was tabled.

SEVENTH ORDER OF BUSINESS

Consideration of Resolution 2018-5, Confirming the Board's Intention to Utilize the Uniform Method for the Levy Collection and Enforcement of Non-Ad Valorem Assessments

Brief discussion ensued regarding Resolution 2018-5. The Board requested and received a clarification regarding exclusions to this Resolution.

On MOTION by Mr. St. Cavish seconded by Mr. Holland with all in favor the Resolution 2018-5, Confirming the Board's Intention to Utilize the Uniform Method for the Levy and Enforcement of Non-Ad Valorem Assessments, was adopted.

EIGHTH ORDER OF BUSINESS

Consideration of Estimate from Phillips & Jordan to Remove Non FEMA Eligible Hazardous Trees from 28 Sites

Mr. McIntosh and Mr. Frankenhauser presented a revised list of non FEMA eligible hazardous trees to be removed.

On MOTION by Mr. St. Cavish seconded by Mr. Holland with all in favor the estimate from Phillips & Jordan to remove non FEMA eligible hazardous trees from 28 sites in an amount not to exceed \$200,000 was approved.

On MOTION by Mr. Holland seconded by Mr. St. Cavish with all in favor the Board Authorized Dr. Shank to execute the revised agreement with Phillips & Jordan to remove non FEMA eligible hazardous trees from 28 sites upon receipt.

NINTH ORDER OF BUSINESS

Consideration of Well Pump/Motor Replacements

A proposal was received from Atlantic Environmental Systems for the purchase of a spare 50 horsepower pump/motor combo to replace the spare for Wells 4 through 11, and a spare 40 horsepower pump/motor combo to replace the spare in Wells 1 through 3. The purchase is budgeted.

On MOTION by Mr. St. Cavish seconded by Dr. Shank with all in favor the purchase of two Well Pumps and Motors Replacements in the amount of \$14,215 was approved.

TENTH ORDER OF BUSINESS

Consideration of Work Authorizations

- A. Amendment #1 to Work Authorization 126 for Well 4R Redevelopment for a Decrease of \$8,372**

On MOTION by Mr. St. Cavish seconded by Mr. Holland with all in favor Amendment #1 to Work Authorization 126 for Well 4R redevelopment for a decrease of \$8,372 was approved.

- B. Work Authorization #131 for Diesel HSP Bypass Return Line for a Total Cost of \$77,150**

This purchase was budgeted.

On MOTION by Mr. Holland seconded by Mr. St. Cavish with all in favor Work Authorization #131 for Diesel HSP Bypass Return Line for a total cost of \$77,150 was approved.

C. Work Authorization #132 for WTP Well #6 Motor Control Replacement for a Total Cost of \$81,589

On MOTION by Mr. St. Cavish seconded by Mr. Holland with all in favor Work Authorization #132 for WTP Well #6 motor control replacement for a total cost of \$81,589 was approved.

D. Work Authorization #133 for Arc Flash Study

Three bids were presented and the lowest being Globaltech, Inc. was chosen. The Arc Flash Study will allow identification of equipment failure. The Study was not budgeted; however, there are sufficient funds to cover it.

On MOTION by Mr. St. Cavish seconded by Mr. Holland with all in favor, Work Authorization #133 for Arc Flash Study in the amount of \$89,145 was approved.

ELEVENTH ORDER OF BUSINESS

Staff Reports

A. Manager – Ken Cassel

- **Discussion and Consideration of Cost Recovery Policy (Final Draft to be Provided by District Counsel)**

Mr. Cassel reported two minor changes to the proposed Cost Recovery Agreement. Applicants will now be responsible for additional plan review costs incurred. A \$5,000 deposit for District right-of-way will be implemented in the event of any appeal with regards to redevelopment.

On MOTION by Mr. St. Cavish seconded by Mr. Holland with all in favor the Cost Recovery Agreement with revisions made by the District Attorney was approved.

B. Engineer – Rick Olson

A copy of the report was included in the agenda package and is attached hereto as part of the public record. Globaltech, Inc. is currently working on 80 active projects.

C. Department Reports

- **Operations – Dan Daly**
 - **Utility Billing Work Orders**

The above item is for informational purposes only.

- **Utilities Update (David McIntosh)**

Mr. McIntosh reported he has been meeting with a FEMA representative on a weekly basis to ensure all documentation is completed for the District.

- **Water – Joe Stephens (Report Included)**

A copy of the report was included in the agenda package and is attached hereto as part of the public record. Mr. Stephens reported the issue with Service Pump #5 is resolved. Well #11 had motor failure and a new pump was installed. The cause will be further investigated.

- **Wastewater – Tim Martin (Report Included)**

A copy of the report was included in the agenda package and is attached hereto as part of the public record.

- **Stormwater –Shawn Frankenhauser (Report Included)**

A copy of the report was included in the agenda package and is attached hereto as part of the public record. Mr. Frankenhauser also provided an update on the Pump Station Conversion. Scheduling conflicts with the sandblaster prevented the completion of the project.

- **Field – Curt Dwiggin (Report Included)**

A copy of the report was included in the agenda package and is attached hereto as part of the public record. Mr. Dwiggin reported two lift stations had leaks in their risers and were remedied.

- **Maintenance Report**

Mr. Vasquez reported there were no significant maintenance problems.

- **Human Resources – Jan Zilmer**

Ms. Rubio reported she prepared and forwarded her presentation to the Director of Operations. A discussion regarding account balances ensued and Mr. Zilmer reported on a new hire.

- **Motion to Accept Department Reports**

On MOTION by Mr. St. Cavish seconded by Mr. Holland with all in favor the department reports were accepted.

D. Attorney

Mr. Seth Behn distributed Mr. Lewis’ Legislative Report and discussed the bills most likely to impact Special Districts.

January 22, 2018

Coral Springs Improvement District

THIRTEENTH ORDER OF BUSINESS Supervisors' Requests

There being no requests, the next item followed.

FOURTEENTH ORDER OF BUSINESS Adjournment

There being no further business,

On MOTION by Mr. St. Cavish seconded by Mr. Holland with all in favor the meeting was adjourned.

Kenneth Cassel
Assistant Secretary

Martin Shank
President

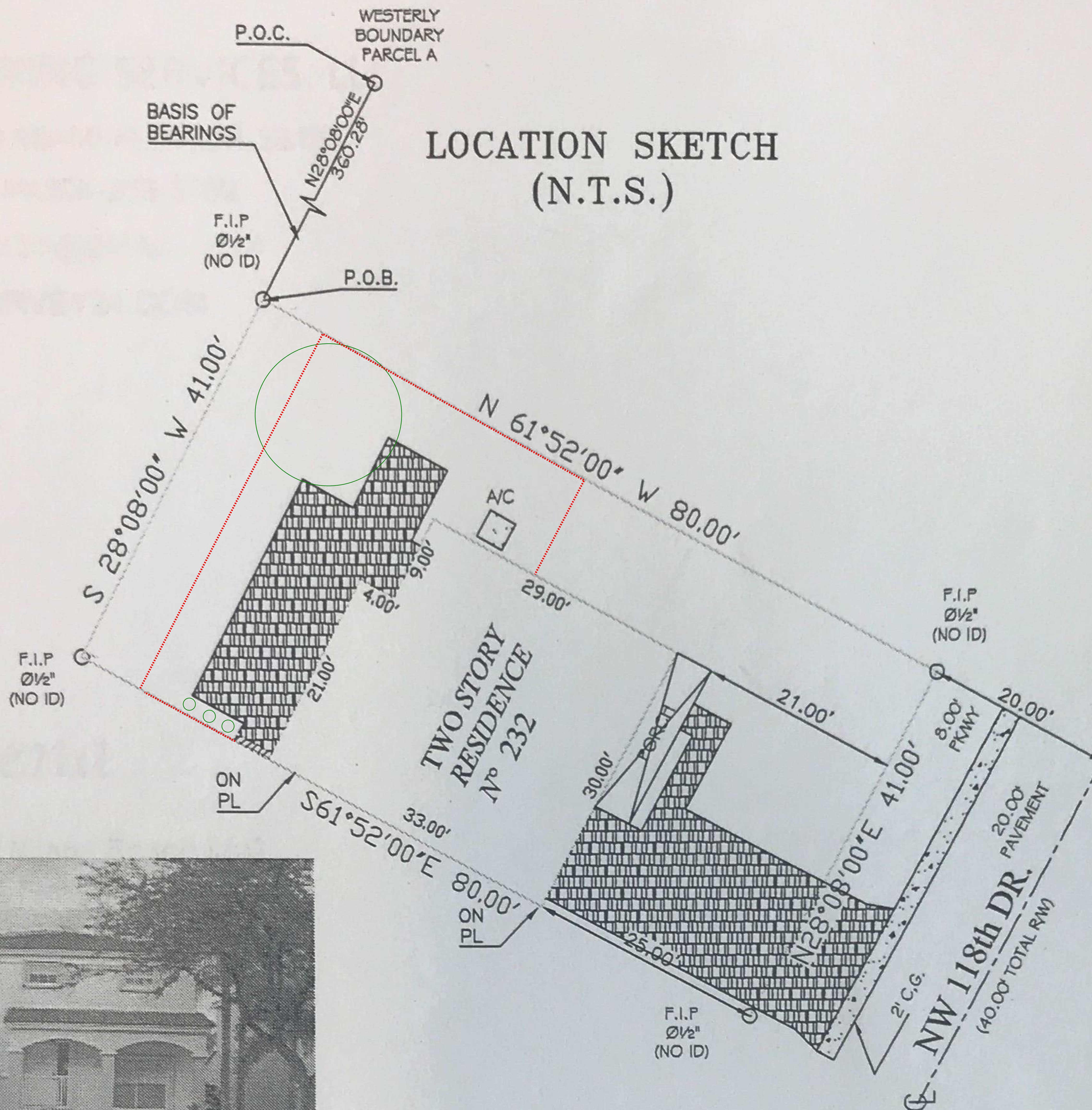
Third Order of Business



BOUNDARY SURVEY

SCALE: 1" = 20'

agsurvey24@gmail.com
820 N Ocean Blvd. Suite # 9,
Pompano Beach, FL 33062
PH: 305-283-0632



Handwritten signatures and notes on the right margin.

NOTE: No visible violations or encroachments observed.

LEGAL DESCRIPTION: (FURNISHED BY CLIENT)

LOT 86, GLEN WALK

That portion of Parcel "A", WEST GLEN MANOR, according to the Plat thereof, as recorded in Plat Book 145, Page 7, of the Public Records of Broward County, Florida, more particularly described as follows:

COMMENCING at the most Northerly corner of said Parcel "A"; thence run South 28°08'00" West (on a grid bearing), a distance of 360.28 feet along the Westerly boundary of said Parcel "A", to the POINT OF BEGINNING;

THENCE continue South 28°08'00" West, a distance of 41.00 feet along said Westerly boundary;

THENCE run South 61°52'00" East, a distance of 80.00 feet;

THENCE run North 28°08'00" East, a distance of 41.00 feet;

THENCE run North 61°52'00" West, a distance of 80.00 feet to the POINT OF BEGINNING.

LEGAL NOTES

THIS SURVEY DOES NOT REFLECT OR DETERMINE OWNERSHIP. EXAMINATION OF THE ABSTRACT OF TITLE WILL HAVE TO BE MADE TO DETERMINE RECORDED INSTRUMENTS, IF ANY, AFFECTING THE PROPERTY. THIS SURVEY IS SUBJECT TO INDICATIONS, LIMITATIONS, RESTRICTIONS, RESERVATIONS OR EASEMENTS OF RECORD. LEGAL DESCRIPTIONS PROVIDED BY CLIENT. THE LIABILITY OF THIS SURVEY IS LIMITED TO THE COST OF THE SURVEY. UNDERGROUND ENCROACHMENTS, IF ANY, ARE NOT SHOWN. THIS FIRM HAS NOT ATTEMPTED TO LOCATE FOOTING AND/OR FOUNDATIONS AND/OR UNDERGROUND IMPROVEMENTS OF ANY NATURE. IF SHOWN, BEARINGS ARE REFERRED TO AN ASSUMED MEDIUM. IF SHOWN, ELEVATIONS ARE REFERRED TO NAVD83. THE CLOSURE IN THE BOUNDARY SURVEY IS ABOVE 1/8000. THIS SURVEY IS NOT INTENDED FOR NEITHER DESIGN FOR CONSTRUCTION PURPOSES. FOR THESE PURPOSES A TOPOGRAPHIC SURVEY IS REQUIRED. FENCE OWNERSHIP NOT DETERMINED. This survey is not covered by professional liability.

FLOOD INF:
COMMUNITY: 120033
MAP AND PANEL: 12011C0335
SUFFIX: H
FLOOD ZONE: X
BASE FLOOD: N/A

ORDER No. 17-092

FIELD WORK
DATE: 02/04/2017
REVISIONS
DATE: _____
CERTIFIED TO:
ANTHONY A. BARO AND ALAINA MACHADO
NU WORLD TITLE OF MIAMI BEACH, LLC.
FIDELITY NATIONAL TITLE INSURANCE CO.
ALTERRA GROUP, LLC.
ITS SUCCESSORS AND/OR ASSIGNS. ATIMA


ADDRESS : 232 NW 118 DR. CORAL SPRINGS, FL 33071

THIS CERTIFIES THAT THIS SURVEY OF THE PROPERTY DESCRIBED HEREIN WAS MADE UNDER MY SUPERVISION AND THAT THE SAME MEETS THE HIGHEST TECHNICAL STANDARDS SET FORTH BY THE FLORIDA BOARD OF SURVEYORS AND MAPPERS IN CHAPTER 63G17-4, FLORIDA ADMINISTRATIVE CODE, PURSUANT TO SECTION 478.087, FLORIDA STATUTES.

LEGEND AND ABBREVIATIONS

U.P. = UTILITY POLE	F.N. = FOUND NAIL	F.N.D. = FOUND NAIL & DISK	W/W. = WOOD FENCE (6" HIGH)
A/C = AIR CONDITIONING PAD	E.N.C. = ENCROACHMENT	M/L. = MONUMENT LINE	R. = RADIUS
A = ARC DISTANCE	F.H. = FIRE HYDRANT	N.G.V.D. = NATIONAL GEODETIC VERTICAL DATUM	RAD. = RADIAL
DRWY. = DRIVEWAY	F.I.P. = FOUND IRON PIPE	O.E. = OVERHEAD ELECTRIC LINE	RES. = RESIDENCE
BLDG. = BUILDING	C.O.R. = CROWN OF ROAD	P.B. = PLAT BOOK	R/W. = RIGHT OF WAY
C.B. = CATCH BASIN	L.P. = LIGHT POLE	P.C.P. = PERMANENT CONTROL POINT	SEC. = SECTION
C.B.S. = CONCRETE BLOCK STRUCTURE	B/C. = BLOCK CORNER	P.G. = PAGE	STY. = STORY
CL. = CLEAR	(R & M) = RECORD & MEASURED	P.O.B. = POINT OF BEGINNING	SWK. = SIDEWALK
C/L. = CENTER LINE	P.O.C. = POINT OF COMMEN-CEMENT	P/L. = PROPERTY LINE	VE. = UTILITY EASEMENT
CONC. = CONCRETE	P.C. = POINT OF CURVATURE	N.T.S. = NOT TO SCALE	
DRW. = DRAINAGE MAINTENANCE EASEMENT	X = CHAIN LINK FENCE (4' HIGH)		
ELEV. = ELEVATION	Δ = CENTRAL ANGLE		

MIGUEL JESUS GARAY
PROFESSIONAL SURVEYOR AND MAPPER
LB 6594 02-28-2017
NOT VALID WITHOUT THE SIGNATURE AND THE ORIGINAL RARE SEAL OF A FLORIDA LICENSED SURVEYOR AND MAPPER



Proposed Fence Location. Extends Approx. 6'-0" past property line.

Approx. 27'-0"

20'-0" from waterline minimum, as per City Ordinance.

Existing Palm Trees within property line.

Existing Bottle Brush Willow Tree, NOT within property line.

Approx. property line as per BCPA Website.



NW 118TH DR


128, NW 110 Way,
Coral Springs FL 33071
February 13, 2018

Notice of Intent to Appear at the Supervisors' Meeting of Coral Springs Improvement District,
February 26 at 4.00 pm

We intend to appear at the February 26 Meeting to raise the issue of **Preservation of Canal Banks.**

1. We have owned the above captioned property since 1987, and have witnessed a progressive erosion of our canal bank over that time. We estimate that in places we have lost four to five feet to the water, although the loss is not consistent along the entire canal bank.
2. We first mentioned this to the Improvement District in 2013 and have been in telephone contact with Randy Fredericks and Shaun Frankenhau since then. We have always been treated courteously and professionally, but have seen no results to date.
3. We understand the Improvement District has budgetary constraints; we all have them.
4. We are aware that the Improvement District has recovery work resulting from Hurricane Irma; however we live in Florida and although we cannot foresee the timing of hurricane damage, we know it is inevitable sooner or later. It has to be in everyones' contingency plans.
5. The latest audited accounts on the website (to September 2016) showed over \$20 million in cash and cash equivalents. In big numbers income was \$14.6 million and expenses were \$15.6, but of the expenses, \$0.9 million was a once off charge related to the bond issue and \$4.5 million was non-cash depreciation, meaning that for 2016 there was a cash surplus from ongoing activities, before investments, of \$4.4 million
6. We recommend that
 - a. The Supervisors expedite the work of canal bank repair and maintenance.
 - b. The Supervisors prioritize the repair work needed throughout and create and publish a plan of action, with dates.
 - c. The Supervisors commence repairs immediately

Respectfully submitted



Robert D Wilson



Maria Elisa Wilson

FINANCIALS

Coral Springs Improvement District

Financial Reporting
for
JANUARY 2018

FEBRUARY 26, 2018
Board of Supervisors Meeting

Coral Springs Improvement District
Balance Sheet
All Fund Types and Account Groups

JANUARY 31, 2018

Description	General Fund	Water & Sewer Fund	General Fixed Assets	Totals
ASSETS				
Cash & Cash Equivalents:				
Checking Accounts	\$ 3,597,753	9,645,450	\$ -	\$ 13,243,203
Cash on Hand	-	500	-	500
Money Market Accounts	2,109,495	7,188,603	-	9,298,098
Investments	1,007,764	3,017,488	-	4,025,252
Certificates of Deposit	-	257,486	-	257,486
Restricted Cash	-	-	-	-
Restricted Investments	-	5,281,568	-	5,281,568
Accounts Receivable	-	603,231	-	603,231
Unbilled Utility Revenues Receivable	-	678,600	-	678,600
Accrued Interest Receivable	-	8,106	-	8,106
Due from Other Funds	-	387	-	387
Prepaid Expenses	20,447	200,342	-	220,789
Bond Costs-2016 Series	-	-	-	-
Deferred Outflow-2007 Series	-	1,715,296	-	1,715,296
Land	-	361,739	553,200	914,939
Easements	-	394,998	-	394,998
Meters in Field (Net)	-	1,299,989	-	1,299,989
Machinery & Equipment (Net)	-	247,268	82,138	329,406
Imp. Other than Bldgs (Net)	-	53,158,394	12,890,274	66,048,668
Buildings (Net)	-	167,407	-	167,407
Construction in Progress	-	725,728	-	725,728
Total Assets	\$ 6,735,459	\$ 84,952,580	\$ 13,525,612	\$ 105,213,651

Coral Springs Improvement District
Balance Sheet
All Fund Types and Account Groups

JANUARY 31, 2018

Description	General Fund	Water & Sewer Fund	General Fixed Assets	Totals
LIABILITIES				
Accounts Payable	\$ -	\$ 174,887	\$ -	\$ 174,887
Contracts Payable	-	-	-	-
Retainage Payable	-	-	-	-
Accrued Int Payable-2016 Series	-	212,255	-	212,255
Accrued R & R Reserve	-	-	-	-
Accrued Wages Payable	13,511	103,243	-	116,754
Accrued Vac/Sick Time Payable	-	246,297	-	246,297
Pension Payable	-	-	-	-
Utility Tax Payable	-	55,049	-	55,049
Payroll Taxes Payable	-	-	-	-
Deposits	20,000	555,505	-	575,505
Deferred Revenues	-	2,575	-	2,575
Due to Other Funds	387	-	-	387
Net OPEB Obligation	-	255,067	-	255,067
Bonds Payable-2016 Series	-	41,755,000	-	41,755,000
Total Liabilities	\$ 33,898	\$ 43,359,878	\$ -	\$ 43,393,776
FUND BALANCE / NET POSITION				
Fund Balance:				
Unspendable	20,447	-	-	20,447
Assigned	4,750,000	-	-	4,750,000
Unassigned	-	-	-	-
Unassigned	1,931,114	-	-	1,931,114
Net Position	-	41,592,702	-	41,592,702
Investment in GFA	-	-	13,525,612	13,525,612
Total Fund Balance / Net Assets	\$ 6,701,561	\$ 41,592,702	\$ 13,525,612	\$ 61,819,875
Total Liabilities & Fund Balance / Net Assets	\$ 6,735,459	\$ 84,952,580	\$ 13,525,612	\$ 105,213,651

**Coral Springs Improvement District
General Fund
Statement of Revenues, Expenditures and Change in Fund Balance**

For the Period Ending January 31, 2018

	Adopted Budget FYE 2018	Prorated Budget Thru 1/31/2018	Actual 4 Months Ending 1/31/2018	Variance Favorable (Unfavorable)
--	--	---	---	---

REVENUES:

Assessments (Net)	\$ 1,781,819	\$ 1,609,507	\$ 1,609,507	\$ -
Permit Review Fees	1,000	400	400	-
Interest Income	12,000	4,000	12,332	8,332
Shared Personnel Revenue	32,909	10,970	10,970	-
Miscellaneous Revenue	-	-	-	-
Carry Forward Assigned Funds	187,850	-	-	-
Total Revenues	\$ 2,015,578	\$ 1,624,877	\$ 1,633,209	\$ 8,332

EXPENDITURES:

Administrative

Supervisor Fees	\$ 7,200	\$ 2,400	\$ 2,400	\$ -
Salaries/Wages	145,441	50,345	49,508	837
Special Pay	266	266	271	(5)
FICA Taxes	11,678	4,042	3,991	51
Pension Expense	15,999	5,538	5,976	(438)
Health Insurance	56,377	18,792	16,681	2,111
Workers Comp. Ins.	410	137	175	(38)
Engineering Fees	30,000	3,000	2,656	344
Attorney Fees	36,000	4,800	4,554	246
Special Consulting Services	56,887	18,962	50,056	(31,094)
Annual Audit	7,850	7,850	7,900	(50)
Actuarial Computation-OPEB	435	145	-	145
Management Fees	55,644	18,548	18,548	-
Telephone Expense	3,175	1,058	1,058	-
Postage	636	212	212	-
Printing & Binding	1,200	400	400	-
Building Rent	12,000	4,000	4,000	-
Insurance	1,123	374	368	6
Legal Advertising	2,000	667	-	667
Contingencies/Other Current Charges	-	-	86	(86)
Computer/Technology Expense	29,400	5,145	5,000	145
Digital Record Management	1,000	333	156	177
Office Supplies	7,125	2,375	2,706	(331)
Dues, Subscriptions	8,300	212	212	-
Promotional Expenses	4,800	-	-	-
Capital Outlay	-	-	-	-
Total Administrative	\$ 494,946	\$ 149,601	\$ 176,914	\$ (27,313)

**Coral Springs Improvement District
General Fund
Statement of Revenues, Expenditures and Change in Fund Balance
For the Period Ending January 31, 2018**

	Adopted Budget FYE 2018	Prorated Budget Thru 1/31/2018	Actual 4 Months Ending 1/31/2018	Variance Favorable (Unfavorable)
Field Operations				
Salaries and Wages	\$ 257,579	\$ 89,162	\$ 90,800	\$ (1,638)
Special Pay	813	813	815	(2)
FICA Taxes	19,704	6,821	6,901	(80)
Pension Expense	28,334	9,808	10,896	(1,088)
Health Insurance	81,220	27,073	27,036	37
Worker's Comp. Insurance	14,270	4,757	6,099	(1,342)
Water Quality Testing	2,400	800	538	262
Communications-Radios/Cellphones	1,272	424	641	(217)
Electric Expense	1,411	470	340	130
Rentals & Leases	-	-	-	-
Insurance	13,372	4,457	4,350	107
R & M - General	53,410	5,968	5,968	-
R & M - Culvert Inspection & Cleaning	69,500	-	-	-
R & M - Canal Dredging & Maintenance	-	-	-	-
R & M - Vegetation Management	15,000	-	-	-
Operating Supplies - General	1,025	342	492	(150)
Operating Supplies - Chemicals	113,346	26,059	26,059	-
Operating Supplies - Uniforms	1,760	587	457	130
Operating Supplies - Motor Fuels	54,694	1,383	1,383	-
Dues, Licenses	3,672	769	769	-
Capital Outlay-Equipment	47,850	-	-	-
Capital Improvements	140,000	8,098	8,098	-
Total Field	\$ 920,632	\$ 187,791	\$ 191,642	\$ (3,851)
Total Expenditures	\$ 1,415,578	\$ 337,392	\$ 368,556	\$ (31,164)
Reserves:				
Reserved for 1st Qtr Operating	350,000	116,667	-	116,667
Reserved for Projects & Emergencies	250,000	83,333	-	83,333
Total Reserves	\$ 600,000	\$ 200,000	\$ -	\$ 200,000
Total Expenditures & Reserves	\$ 2,015,578	\$ 537,392	\$ 368,556	\$ 168,836
Excess Revenues Over (Under) Expenditures & Reserves	\$ -	\$ 1,087,485	\$ 1,264,653	\$ 177,168
Fund Balance Beginning			\$ 5,436,908	
Fund Balance Ending			\$ 6,701,561	

Coral Springs Improvement District
Water and Sewer Fund
Statement of Revenues, Expenses and Change in Net Assets

For the Period Ending January 31, 2018

	Adopted Budget FYE 2018	Prorated Budget Thru 1/31/2018	Actual 4 Months Ending 1/31/2018	Variance Favorable (Unfavorable)
REVENUES:				
Water Revenue	\$ 6,467,008	2,155,669	\$ 2,124,008	\$ (31,661)
Sewer Revenue	5,852,977	1,950,992	1,952,720	1,728
Standby Revenue	3,120	1,040	1,040	-
Processing Fees	12,000	3,000	5,920	2,920
Lien Information Fees	9,000	3,000	5,800	2,800
Delinquent Fees	45,000	15,000	19,580	4,580
Contract Utility Billing Services	56,782	18,927	18,927	-
Contract HR & Payroll Services	12,526	4,175	4,175	-
Facility Connection Fees	-	-	18,080	18,080
Meter Fees	-	-	-	-
Line Connection Fees	-	-	37,350	37,350
Interest Income-Restricted	-	-	18,614	18,614
Interest Income-Operations	30,000	10,000	34,722	24,722
Rent Revenue	61,810	20,603	30,903	10,300
Technology Sharing Revenue	15,000	5,000	5,000	-
Misc. Revenues	12,000	4,000	2,671	(1,329)
Renewal & Replacement	248,000	-	-	-
Carryforward Prior Yr Fund Balance	6,702,033	34,409	34,409	-
Total Revenues	\$ 19,527,256	\$ 4,225,815	\$ 4,313,919	\$ 88,104

**Coral Springs Improvement District
Water and Sewer Fund
Statement of Revenues, Expenses and Change in Net Assets**

For the Period Ending January 31, 2018

	Adopted Budget FYE 2018	Prorated Budget Thru 1/31/2018	Actual 4 Months Ending 1/31/2018	Variance Favorable (Unfavorable)
<u>EXPENSES:</u>				
<u>Administrative</u>				
Salaries/Wages/Overtime	\$ 950,246	\$ 328,931	\$ 337,562	\$ (8,631)
Special Pay	2,311	2,311	2,328	(17)
FICA Taxes	72,693	25,163	25,852	(689)
Pension Expense	114,030	39,472	40,227	(755)
Health Insurance	184,003	61,334	59,988	1,346
Workers Comp. Insurance	2,564	855	498	357
Unemployment Comp	1,000	333	-	333
Engineering Fees	24,000	6,000	5,161	839
Trustee Fees/ Other Debt Exp.	14,211	9,159	9,159	-
Attorney Fees	12,000	4,000	4,784	(784)
Special Council Services	59,750	19,917	19,816	101
Travel & Per Diem	4,500	1,500	-	1,500
Annual Audit	11,850	11,850	11,850	-
Actuarial Computation-OPEB	3,315	1,105	-	1,105
Management Fees	83,469	27,823	27,823	-
Telephone	11,640	3,880	3,652	228
Postage	36,800	9,813	9,357	456
Printing & Binding	21,160	6,172	5,449	723
Electric	11,881	3,465	2,608	857
Rentals and Leases	2,850	950	847	103
Insurance	14,007	4,786	4,718	68
Repair and Maintenance	34,710	3,815	3,815	-
Legal Advertising	3,000	1,000	2,952	(1,952)
Other Current Charges	27,060	10,599	10,558	41
Credit Card Merchant Fees	63,600	21,200	20,935	265
Computer/Technology Expense	74,640	14,306	13,515	791
Digital Record Management	-	-	-	-
Toilet Rebate	14,850	3,465	3,168	297
Office Supplies	6,000	1,000	111	889
Dues, Memberships, Etc	11,500	1,301	1,301	-
Promotional Expenses	16,170	6,796	6,796	-
Capital Outlay	50,000	-	-	-
Total Administrative	\$ 1,939,810	\$ 632,301	\$ 634,830	\$ (2,529)

**Coral Springs Improvement District
Water and Sewer Fund
Statement of Revenues, Expenses and Change in Net Assets**

For the Period Ending January 31, 2018

	Adopted Budget FYE 2018	Prorated Budget Thru 1/31/2018	Actual 4 Months Ending 1/31/2018	Variance Favorable (Unfavorable)
<u>Plant Operations</u>				
Salaries and Wages	\$ 1,625,499	\$ 562,673	\$ 486,382	\$ 76,291
Special Pay	2,865	2,761	2,761	-
FICA Taxes	124,352	43,045	37,620	5,425
Pension Expense	192,414	66,605	55,471	11,134
Health Insurance	307,878	102,626	92,680	9,946
Worker's Comp. Insurance	56,731	18,910	24,254	(5,344)
Water Quality Testing	74,066	15,430	12,664	2,766
Telephone	8,592	2,864	2,485	379
Electric Expense	669,233	223,078	221,646	1,432
Rentals & Leases	13,400	3,350	1,398	1,952
Insurance	153,710	51,237	51,405	(168)
Repair & Maint-General	873,007	170,964	168,303	2,661
Repair & Maint-Filters for Water Plant	41,300	8,604	7,917	687
Sludge Management-Sewer	189,124	28,369	27,241	1,128
Advertisement (Employment)	6,000	2,000	-	2,000
Office Supplies	2,265	755	1,279	(524)
Operating Supplies-General	54,175	9,029	7,422	1,607
Operating Supplies-Chemicals	421,102	94,748	93,892	856
Operating Supplies-Uniforms	8,065	2,688	2,540	148
Operating Supplies-Motor Fuels	144,504	3,547	3,547	-
Dues, Licenses, Etc.-Other	38,319	2,295	2,295	-
Capital Outlay	3,232,934	255,905	255,905	-
Renewal & Replacement Expense	248,000	25,999	25,999	-
Total Plant Operations	\$ 8,487,535	\$ 1,697,482	\$ 1,585,106	\$ 112,376

Coral Springs Improvement District
Water and Sewer Fund
Statement of Revenues, Expenses and Change in Net Assets

For the Period Ending January 31, 2018

	Adopted Budget FYE 2018	Prorated Budget Thru 1/31/2018	Actual 4 Months Ending 1/31/2018	Variance Favorable (Unfavorable)
Field Operations				
Salaries/ Wages/Overtime	\$ 719,367	\$ 249,012	\$ 230,634	\$ 18,378
Special Pay	1,405	1,354	1,354	-
FICA Taxes	55,034	19,050	17,560	1,490
Pension Expense	86,321	29,880	26,756	3,124
Health Insurance	190,622	63,541	57,338	6,203
Worker's Comp. Insurance	33,522	11,174	14,335	(3,161)
Water Quality Testing	1,000	333	675	(342)
Naturescape Irrigation Serv	4,679	1,560	-	1,560
Telephone	10,800	3,600	3,251	349
Electric	105,259	39,472	39,363	109
Rent Expense	13,500	3,938	2,949	989
Rent Expense-SCADA	56,040	18,680	18,680	-
Insurance	20,016	6,672	6,854	(182)
Repair and Maintenance	305,830	118,939	118,939	-
Meters-Replacement Program	8,031	2,677	7,498	(4,821)
Meters-New Connections	4,632	1,544	-	1,544
Meters-Supplies	6,708	1,118	321	797
Advertising Employment	440	147	1,840	(1,693)
Office Supplies	1,680	560	333	227
Operating Supplies-General	98,795	18,112	17,392	720
Operating Supplies-Uniforms	5,810	1,937	1,667	270
Operating Supplies-Motor Fuels	23,504	10,259	10,259	-
Dues, Licenses, Etc	12,536	3,992	3,992	-
Capital Outlay	3,233,999	239,151	239,151	-
Renewal & Replacement	-	-	-	-
Total Field Operations	\$ 4,999,530	\$ 846,702	\$ 821,141	\$ 25,561
Total Operating Expenses	\$ 15,426,875	\$ 3,176,485	\$ 3,041,077	\$ 135,408
Reserves:				
Required Reserve for R & R	-	-	-	-
Reserve for Future Debt Service Obligations	1,000,000	333,333	333,333	-
Total Operating Exp & Reserve	\$ 16,426,875	\$ 3,509,818	\$ 3,374,410	\$ 135,408
Available for Debt Service	\$ 3,100,381	\$ 715,997	\$ 939,509	\$ 223,512
Debt Service				
Principal				
2016 Series	1,545,000	515,000	515,000	-
Interest				
2016 Series	1,273,528	424,509	424,509	-
Total Debt Service	\$ 2,818,528	\$ 939,509	\$ 939,509	\$ -
Excess Revenues (Expenses)	281,853	(223,512)	-	223,512
Net Assets Beginning				\$ 41,592,702
Net Assets Ending				\$ 41,592,702

**Coral Springs Improvement District
Water and Sewer Fund
Statement of Revenues, Expenses and Change in Net Assets**

For the Period Ending January 31, 2018

	Adopted Budget FYE 2018	Prorated Budget Thru 1/31/2018	Actual 4 Months Ending 1/31/2018	Variance Favorable (Unfavorable)
--	-------------------------------	---	---	--

Summary of Operations and Debt Service Coverage			
Revenues		<u>\$ 4,313,919</u>	
Operating Expenditures:			
Operating Expenditures-Admin		634,830	
Operating Expenditures-Plant		1,585,106	
Operating Expenditures-Field		<u>821,141</u>	
Total Operating Expenditures		<u>\$ 3,041,077</u>	
Required Reserve for R&R		-	
Total Operating Exp & Reserves		<u>\$ 3,041,077</u>	
Available for Debt Service		\$ 1,272,842	Debt Service Coverage 1.35
Less: Debt Service		<u>939,509</u>	
Excess Revenues (Exp)		<u>\$ 333,333</u>	

CORAL SPRINGS IMPROVEMENT DISTRICT ASSESSMENT COLLECTIONS FOR FYE 2018

January 31, 2018

Date	Assessments Collected (net of all Commissions & Fees)
10/31/2017	\$ -
11/21/2017	334,243
12/8/2017	1,068,525
12/12/2017	67,083
12/29/2017	96,538
1/12/2018	43,119
Totals	\$ 1,609,507

Coral Springs Improvement District

Check Registers

JANUARY 2018

<u>Fund</u>	<u>Check Date</u>	<u>Check No.</u>	<u>Amount</u>
General Fund	01/01/2018 thru 01/31/2018	#4493 - #4522	\$ 127,197.71
Total			\$ 127,197.71

Water and Sewer	01/01/2018 thru 01/31/2018	#24353 - #24571	\$ 770,405.04
Total			\$ 770,405.04

*** CHECK DATES 01/01/2018 - 01/31/2018 ***
 CSID - GENERAL FUND
 BANK G CHKING GENERAL FUND

CHECK DATE	VEND#	INVOICE DATE	NUMBER	EXPENSED TO YRMO FND DPT ACCT# SUB	VENDOR NAME	STATUS	AMOUNT	CHECK AMOUNT	CHECK #
1/05/18	00249			LATE FEE-ANNUAL FY2018	FL DEPT OF ECONOMIC OPPORTUNITY			25.00	004493
1/05/18	00023			12000 SW 1ST ST PS 2 121 NW 93RD TER PS 1	FLORIDA POWER & LIGHT CO.			84.84	004494
1/05/18	00261			CLEAN UP C DRIVE	IPOWER TECHNOLOGIES, INC.			62.50	004495
1/05/18	01146			O&M ASSESSMENT METHODOLOG	STANTEC CONSULTING SERVICES INC.			17,705.00	004496
1/12/18	01151			PARK PROPERTY 12/2017	BECKER & POLIAKOFF			2,846.10	004497
1/12/18	00257			OUTBACK SWM REVIEW 11/17	GLEN HANKS CONSULTING ENGINEERS			1,531.25	004498
1/12/18	00257			OUTBACK-VARIANCE 11/2017	GLEN HANKS CONSULTING ENGINEERS			1,356.25	004499
1/12/18	00257			STEINMART-CLOSE OUT 11/17	GLEN HANKS CONSULTING ENGINEERS			350.00	004500
1/12/18	00257			CSID MISC SERVICES 11/17	GLEN HANKS CONSULTING ENGINEERS			1,225.00	004501
1/12/18	00257			OUR LADY OF HEALTH 12/17	GLEN HANKS CONSULTING ENGINEERS			87.50	004502
1/12/18	00257			FIRE STATION 95-CLOSE OUT	GLEN HANKS CONSULTING ENGINEERS			918.75	004503
1/12/18	00257			HARBOR INN-PROCESS PERMIT	GLEN HANKS CONSULTING ENGINEERS			1,268.75	004504
1/12/18	00257			STEINMART-CLOSE OUT	GLEN HANKS CONSULTING ENGINEERS			612.50	004505
1/12/18	00257			BIG BEAR-ADDITION	GLEN HANKS CONSULTING ENGINEERS			350.00	004506
1/12/18	00257			MISC SERVICES-SANDRA/KEN	GLEN HANKS CONSULTING ENGINEERS			437.50	004507
1/12/18	00267			OUR LADY OF HEALTH 10/17	GLOBALTECH, INC.			98.00	004508
1/12/18	00267			WA 123 CANAL SITES 6-12	GLOBALTECH, INC.			2,750.00	004509
1/12/18	00099			BAL.DUE FYE 2017 AUDIT	KEEFE, MCCULLOUGH & CO., LLP			2,500.00	004510
1/12/18	00248			LEGISLATION/LEGAL 11/17 LEGISLATION/LEGAL 12/17	LEWIS, LONGMAN & WALKER, P.A.			20,114.78	004511
1/12/18	00284			SUNSHINE 50% PINETREE 25% CSID-GF 25%	WASTE PRO-POMPANO			1,117.48	004512
1/19/18	01158			INTERLOCAL AGREE-RECORDED	BROWARD COUNTY BOARD OF COUNTY			86.50	004513
1/29/18	00237			AQUATIC HERBICIDE	ALLIGARE, LLC			9,350.00	004514
1/29/18	00219			HYDROTHOL WEEDAR 64 TRIBUNE CUTRINE 909	CROP PRODUCTION SERVICES			16,113.00	004515
1/29/18	99999			VOID CHECK	*****INVALID VENDOR NUMBER*****			.00	004516

CSID -----CSID---- MARTHAR

*** CHECK DATES 01/01/2018 - 01/31/2018 ***
 CSID - GENERAL FUND
 BANK G CHKING GENERAL FUND

CHECK DATE	VEND#	INVOICE DATE	EXPENSED TO YRMO FND DPT ACCT# SUB	VENDOR NAME	STATUS	AMOUNT	CHECK AMOUNT	CHECK #
1/29/18	00051			UNIFORM RENTAL 12/17 GASOLINE 12/17 SPRINT 12/17 SAM'S CLUB-FIELD SUP12/17 ANALITICA CONSULTING12/17 AMEX-AMAZON-CPR-3 MASKS AMEX-AMAZON-25 TOURNIQUET K.KELLENBERGER-CPR TRAIN TELEPHONE 01/18 POSTAGE 01/18 PRINT & BINDING 01/18 RENT 01/18 TECHNOLOGY SHARING 01/18 OFFICE SUPPLIES 01/18 HEALTH INSURANCE-ADMIN HEALTH INSURANCE-FIELD SUMMIT-WC INS-ADMIN SUMMIT-WC INS-FIELD				
				CORAL SPRINGS IMPROVEMENT DIST WS		16,068.96	004517	
1/29/18	00080			AMT DUE WS 01/29/2018		25,312.93	004518	
1/29/18	00060			REIMB BOOT ALLOW FY2018	GALOTTI, JASON	74.17	004519	
1/29/18	01159			MANAGEMENT FEES 01/18	INFRAMARK, LLC	4,637.00	004520	
1/29/18	00292			REIMB BOOT ALLOW FY2018	LUCIBELL0, JUSTIN	41.31	004521	
1/29/18	00157			BATTERY-MOWER PS 2 CREDIT-BATTERY	PEP BOYS	72.64	004522	
				TOTAL FOR BANK G		127,197.71		
				TOTAL FOR REGISTER		127,197.71		

CHECK DATE	VEND#	INVOICE DATE	NUMBER	EXPENSED TO... YRMO FND DPT ACCT# SUB	VENDOR NAME	STATUS	AMOUNT	CHECK AMOUNT	CHECK #
1/02/18	01194				QUARTERLY MAINT-ADMIN QUARTERLY MAINT-WATER QUARTERLY MAINT-WW QUARTERLY MAINT-FIELD				
1/02/18	01387				AIR AMERICA AIR CONDITIONING, LLC		506.16	024353	
1/02/18	00005				GOLF CART-SHIFTER CABLE	ALL STAR GOLF CAR COMPANY	119.52	024354	
1/02/18	01227				COT-SOD HYPO 58% COT SOD HYPO 42%	ALLIED UNIVERSAL CORP.	2,914.41	024355	
1/02/18	00889				NEW CAMERA-GARAGE BLDG	AMC SURVEILLANCE CAMERAS	376.00	024356	
1/02/18	01389				MATERIAL-LIGHT POLE	BROWARD BOLT	136.63	024357	
1/02/18	01503				TROUBLESHOOT-GEN #5	CEEBEE ELECTRICAL SERVICES, INC.	150.00	024358	
1/02/18	01256				REPAIR FEED PUMP TRAIN 3	CONDO ELECTRIC MOTOR REPAIR CORP.	3,995.00	024359	
1/02/18	00621				SOD	CORAL SPRINGS NURSERY, INC.	155.00	024360	
1/02/18	01452				TRAIN 3 ANALYSIS	CORNELL BALANCING CO., INC.	210.00	024361	
1/02/18	00018				WATER HEATER CONTACTOR SAND STAINERS-NEW GAUGES BLOWER 4-REPAIRS WELLS 6,9,10,11-NEW SURGE	DELTA CONTROLS	1,980.00	024362	
1/02/18	00020				NEW PUMP-PLANT F FREIGHT GASKET GATE VALVE EXT	FERGUSON ENTERPRISES, INC.	1,801.12	024363	
1/02/18	99999				LAB CHEMICALS	FISHER SCIENTIFIC COMPANY LLC.	45.75	024364	
1/02/18	00056				VOID CHECK	*****INVALID VENDOR NUMBER*****	.00	024365	
					TOTAL P & N 7110886 QUARTERLY MONT 7110887 QUARTERLY MONT 7110888 DISINFECT TEST 7110889 INTERCONNECT 7110945 INTERCONNECT 7110946 INTERCONNECT 7110947 SOUR #4 7110973 BACTIS WELLS 1-11 7110974 SOUR #5 7110985 CBOD & TSS 7110986 CBOD & TSS 7110987 SOUR #6 7110988 MONITORING WELLS 7110989 CBOD & TSS 7110990 CBOD & TSS 7111091 SOUR #7 7111092				

CHECK DATE	VEND#	INVOICE DATE	EXPENSED TO NUMBER YRMO FND DPT ACCT# SUB	VENDOR NAME	STATUS	AMOUNT	CHECK AMOUNT	CHECK #
			CBOD & TSS 7111095 MONTH BACTIS 7111096 CBOD & TSS 7111097 CBOD & TSS 7111098 CBOD & TSS 7111099 AMMONIA TEST 7111119 CBOD & TSS 7111152 CBOD & TSS 7111153	FLORIDA SPECTRUM ENV. SERVICES, INC		4,144.00	024366	
1/02/18	00063		V-BELT S. BLOWER RM	GRAINGER, INC.		5.72	024367	
1/02/18	01535		AMMONIUM SULFATE	HAWKINS, INC.		1,526.25	024368	
1/02/18	01512		LIGHT POLE REPAIRS	HEAVY DUTY SERVICES, INC		690.00	024369	
1/02/18	99999		VOID CHECK	*****INVALID VENDOR NUMBER*****		.00	024370	
1/02/18	00033		CONCRETE DRIVEWAY MATERIA CONCRETE DRIVEWAY MATERIA SUPPLIES LS 40 & 41 RUST STOPPER TOOLS PAINT-HYDRANTS CONCRETE DRIVEWAY MATERIA CONCRETE DRIVEWAY MATERIA ANT SPRAY-ADMIN BLDG ENTRY KNOB-PEDROS OFFICE CONCRETE DRIVEWAY MATERIA SUPPLIES-LIGHT POLE TRAILER SUPPLIES FIX EXTERIOR LAMP OUTLET COVERS DEEPWELL MOTOR SUPPLIES TRAILER SUPPLIES SUPPLIES-LAKE PUMP STATIO AA BATTERIES SUPPLIES PAINT-TRAFFIC CONES	HOME DEPOT		1,789.34	024371	
1/02/18	01329		IRA-12/27/17 PLAN 705880	VANTAGEPOINT TRANSFER AGENTS-705880		785.00	024372	
1/02/18	01022		REPEATER-INSTALLATION	INDUSTRIAL COMMUNICATIONS &		2,690.20	024373	
1/02/18	01093		MONTHLY MAINT.-DEC MAINTAIN CANAL BANK	JLS LANDSCAPE SERVICES, INC.		4,601.41	024374	
1/02/18	01506		BELTS-BLOWERS PRESSURE GUAGE	KAMAN INDUSTRIAL TECHNOLOGIES CORP.		798.78	024375	
1/02/18	01033		FORK LIFT TIRE	MARTINO TIRE		338.26	024376	
1/02/18	00611		PRINTS-SCANS	MAXIGRAPHICS, INC.		50.20	024377	
1/02/18	01538		ISSUE INVOICE AP ENG	MOODY PLUMBING, INC.		395.00	024378	

CSID -----CSID---- MARTHAR

CHECK DATE	VEND#	INVOICE DATE	EXPENSED TO NUMBER YRMO FND DPT ACCT# SUB	VENDOR NAME	STATUS	AMOUNT	CHECK AMOUNT	CHECK #
1/02/18	00683		GENERATOR 5 OIL CHANGE	OK GENERATORS			2,111.47	024379
1/02/18	00045		OIL-COMPRESSORS UNIT=106 BATTERY UNIT=106 CORE CREDIT	PEP BOYS			80.40	024380
1/02/18	00149		TRAILER LOCKS	RICHARD'S LOCKSMITH & SAFES			84.23	024381
1/02/18	00351		SAFETY SUPPLIES SAFETY GLOVES SAFETY SUPPLIES	RITZ SAFETY EQUIPMENT, LLC			794.93	024382
1/02/18	00194		LS 13-TRUNKLINE FUEL SURCHARGE	SHENANDOAH GENERAL CONSTRUCTION			1,472.50	024383
1/02/18	00782		LOCATE TICKETS 11-2017	SUNSHINE STATE ONE CALL OF FLA.			175.59	024384
1/02/18	01601		DEEPWELL PUMP 404-REBUILD	TAC ARMATURE & PUMPS CORP			4,600.00	024385
1/02/18	01564		LEVY LOANS PER-12-28-2017	US DEPARTMENT OF EDUCATION			225.54	024386
1/02/18	01318		ALL LS PUMPS-PARTS 10 HP NEW PUMP-LS	XYLEM WATER SOLUTIONS U.S.A., INC.			10,168.00	024387
1/04/18	99999		VOID CHECK	*****INVALID VENDOR NUMBER*****			.00	024388
1/04/18	99999		VOID CHECK	*****INVALID VENDOR NUMBER*****			.00	024389
1/04/18	01130		INDEED-EMPLOY-WW INDEED-EMPLOY-FIELD DOLLAR STORE-OFFICE SUPP WALMART-LAPTOP-MAINT-PEDR MICROSOFT-OFFICE STE-PEDR SUPERMEDIA-2 TONERS RED GINGER-INSURANCE-5 EE FLEETIO-MONTHLY FEE FRANCOTYP-POSTAGE REFILL TR PROF-FIXED ASSETS SUPERMEDIA-2 TONERS NEW PIG-STORAGE CONTAINER AMAZON-SCREEN PROTECTOR MATS-ELECTRICAL RM PAYPAL-SCREEN PROTECTOR ANTHONYS-MONTHLY LUNCH PAYPAL-WTR HEATER-GARAGE MOORE INDUST-LS HATCHES PAYPAL-BELT CLIP QTY 1 PAYPAL-BELT CLIP QTY 1 AMAZON-TOURNIQUET-WP AMAZON-TOURNIQUET-MAINT AMAZON-TOURNIQUET-FIELD AMAZON-CPR MASK-WP AMAZON-CPR MASK-MAINT					

CHECK DATE	VEND#	INVOICE DATE	EXPENSED TO NUMBER YRMO FND DPT ACCT# SUB	VENDOR NAME	STATUS	AMOUNT	CHECK AMOUNT	CHECK #
1/04/18	01354		AMAZON-CPR MASK-FIELD AMAZON-TOURNIQUET-GF AMAZON-CPR MASKS-GF	AMERICAN EXPRESS		5,502.45	024390	
1/04/18	00122		GAP INS-PTREE 12/14/2017 GAP INS-W/H 12/14/2017 GAP INS-PTREE 12/28/2017 GAP INS-W/H 12/28/2017 GAP INS-BOARD 12/31/2017	AMERICAN PUBLIC LIFE INSURANCE		877.98	024391	
1/04/18	01452		ADDL DENTAL ADMIN 12/17	COMPBENEFITS COMPANY		30.04	024392	
1/04/18	00017		ROTOGUARD-NEW SELINOID NEW-SCALE SENSOR NEW CONTACTOR/SPARE BLOWER 7-REPAIRS BLOWER 9-REPAIRS REPAIRS-WELL 4	DELTA CONTROLS		8,684.50	024393	
1/04/18	01602		OVERNIGHT SERVICE	FEDEX		32.85	024394	
1/04/18	01150		FICA EXPENSE 12/2017	MUTUAL OF OMAHA COMPANIES		155.31	024395	
1/04/18	01355		CERTIFICATES	OFFICE DEPOT		11.85	024396	
1/04/18	01434		DR-JANUARY 2018-PREPAID SERVICES 11/26-12/25/2017	OFFICESTREAM, INC.		430.00	024397	
1/04/18	01443		PLASTIC DOOR HANGERS 2000	MICHAEL PEAKE		211.00	024398	
1/04/18	01571		POSTAGE METER INK PIC40	TGI OFFICE AUTOMATION		258.50	024399	
1/04/18	99999		PEST CONTROL-ADMIN 12/17 PEST CONTROL-MAINT 12/17	SAMCO PEST SOLUTIONS		250.00	024400	
1/04/18	00425		VOID CHECK	*****INVALID VENDOR NUMBER*****		.00	024401	
			ADMIN-MICROWAVE 11/2017 ADMIN-COFFEE SUPP 11/17 ADMIN-BOARD MTG WATER-COFFEE/GATORADE WATER-CLEANING SUPP WW-COFFEE/GATORADE WW-CLEANING SUPP MAINT-COFFEE/GATORADE MAINT-CLEANING SUPP FIELD-COFFEE/GATORADE FIELD-GF-CLEANING SUPP FIELD-GF-COFFEE/GATORADE FIELD-GF-CLEANING SUPP FIELD-PT-COFFEE SUPP FIELD-PT-CLEANING SUPP FIELD-SS-COFFEE SUPP FIELD-SS-CLEANING SUPP	SAM'S CLUB/SYNCHRONY BANK		498.51	024402	
			CSID -----CSID-----	MARTHAR				

CHECK DATE	VEND#	INVOICE DATE	EXPENSED TO NUMBER YRMO FND DPT ACCT# SUB	VENDOR NAME	STATUS	AMOUNT	CHECK AMOUNT	CHECK #
1/04/18	01175			UNIFORMS-WATER UNIFORMS-WW UNIFORMS-MAINT UNIFORMS-FIELD 12/13/2017 UNIFORMS-GF 12/13/17 UNIFORMS-WATER UNIFORMS-WW UNIFORMS-MAINT UNIFORMS-FIELD 12/20/2017 UNIFORMS-GF 12/20/17				
				UNIFIRST CORPORATION		412.02	024403	
1/04/18	01561			PRINCIPAL 2016 SER 01/18	US BANK	128,750.00	024404	
1/04/18	01562			INTEREST 2016 SER 01/18	US BANK	106,127.29	024405	
1/05/18	88888			400023609 ZANO TEAM 3 LLC	ZANO TEAM 3 LLC	23.86	024406	
1/05/18	88888			400030510 MANDELL HOMES	MANDELL HOMES/	61.93	024407	
1/05/18	88888			500233809 CRUZ VERONICA	VERONICA CRUZ	49.73	024408	
1/05/18	88888			500240906 MCMAHOM STEPHAN	STEPHANIE MCMAHOM	123.86	024409	
1/05/18	88888			900491612 2014-1 BORROWER	2014-1 BORROWER LP	38.07	024410	
1/05/18	88888			900498712 WHITE DAVID	DAVID WHITE	5.35	024411	
1/05/18	88888			100765003 DONOVAN ROSE	ROSE DONOVAN	61.93	024412	
1/05/18	88888			810152410 ALLEN JAMES/JAN	JAMES/JANE ALLEN	61.93	024413	
1/05/18	88888			910473403 BANTON THOMAS/L	THOMAS/LINDA BANTON	75.00	024414	
1/05/18	88888			910513507 WITMER RAELYN	RAELYN WITMER	100.00	024415	
1/05/18	88888			420126907 SELECT PORTFOLI	SELECT PORTFOLIO SERVICING	61.93	024416	
1/05/18	88888			620175108 *MARENTETTE THO	*THOMAS MARENTETTE	61.93	024417	
1/05/18	88888			830102010 RETTINO ARTHUR	ARTHUR RETTINO	8.32	024418	
1/05/18	88888			230348311 CASH ONLY HOUSE	CASH ONLY HOUSES	61.93	024419	
1/05/18	88888			030471703 DEUTSCHE BANK N	DEUTSCHE BANK NATL TR CO TRSTE	130.93	024420	
1/05/18	88888			930566705 WEAVER JAMES	JAMES WEAVER	58.21	024421	
1/05/18	88888			930583605 SENSBACK JOHN A	JOHN A SENSBACK	61.93	024422	
1/05/18	88888			530837802 DISHMAN JEFFREY	JEFFREY DISHMAN	54.45	024423	
1/05/18	88888			030843702 LAKEVIEW SHOPPI	LAKEVIEW SHOPPING CNTR LLC	1,474.85	024424	
1/05/18	88888			740116505 CAPUTO TIMOTHY	TIMOTHY CAPUTO	27.57	024425	

CSID -----CSID---- MARTHAR

CHECK DATE	VEND#	INVOICE DATE	EXPENSED TO... NUMBER YRMO FND DPT ACCT# SUB	VENDOR NAME	STATUS	AMOUNT	CHECK AMOUNT	CHECK #
1/05/18	88888		840153309 TAUB ERIC	ERIC TAUB			61.93	024426
1/05/18	88888		940547204 RASKIND MARK	MARK RASKIND			57.80	024427
1/05/18	88888		140709926 *HARRIS MAURICE	*MAURICE/TIFFANY HARRIS			158.49	024428
1/05/18	88888		450141007 JP MORGAN %MCS	JP MORGAN CHASE BANK			61.93	024429
1/05/18	88888		650258410 RIVERA ROBERT	ROBERT RIVERA			45.86	024430
1/05/18	88888		050423407 JOHNSON ELLIOT	ELLIOT JOHNSON			23.86	024431
1/05/18	88888		760064012 MONECK JOSEPH T	JOSEPH T MONECK			116.00	024432
1/05/18	88888		260346106 HERNANDEZ MATTH	MATTHEW HERNANDEZ			23.86	024433
1/05/18	88888		960468904 BANEY MICHAEL	MICHAEL/VICTORIA BANEY			183.39	024434
1/05/18	88888		260475008 ALTISOURCE	ALTISOURCE			61.93	024435
1/05/18	88888		960518606 DURANTE/BONO	ANTHONY DURANTE/ANDREW BONO			57.22	024436
1/05/18	88888		160768104 LADERA/KUBITSCH	CARLOS LADERA/ALBA KUBITSCH			47.84	024437
1/05/18	88888		770044609 DWULET ANNE	ANNE DWULET			10.56	024438
1/05/18	88888		370105805 FORREST RICHARD	RICHARD/KAREN FORREST			23.86	024439
1/05/18	88888		270349606 DIEZEL WOLFGANG	WOLFGANG DIEZEL			131.82	024440
1/05/18	88888		170813203 SHAEFFER RONALD	RONALD SHAEFFER			100.00	024441
1/05/18	88888		280333211 BERKOVITZ	ARIE BERKOVITZ			61.93	024442
1/05/18	88888		280339513 *GRANT GAWANE	*GAWANE GRANT			61.93	024443
1/05/18	88888		080715811 *DRAGIC MARKO	*MARKO DRAGIC			61.93	024444
1/05/18	88888		888009101 HAPPY HOLIDAYS	HAPPY HOLIDAYS SECON INC			372.57	024445
1/05/18	88888		790209307 WERNE KRISTIN	KRISTIN WERNE			100.00	024446
1/08/18	00382		BLOWERS 1-5 SHIPPING	AAF INTERNATIONAL			258.74	024447
1/08/18	00005		COT-SOD HYPO 58% COT-SOD HYPO 42%	ALLIED UNIVERSAL CORP.			2,908.16	024448
1/08/18	01543		ADMIN-CONSULT/TRAIN WATER-CONSULT/TRAIN WW-CONSULT/TRAIN FIELD-CONSULT/TRAIN DRAINAGE-CONSULT/TRAIN	ANALITICA CONSULTING GROUP LLC			1,200.00	024449

CSID -----CSID---- MARTHAR

CHECK DATE	VEND#	INVOICE DATE	NUMBER	EXPENSED TO YRMO	FND DPT ACCT#	SUB	VENDOR NAME	STATUS	AMOUNT	CHECK AMOUNT	CHECK #
1/08/18	00694						TECH SUPP 11/26-12/25/17 Y/E FORMS & TAX CHANGES				
1/08/18	00889						ASSOCIATED SYSTEMS, INC.		1,605.00	024450	
1/08/18	01256						BOLTS-METER REPLACE		68.50	024451	
1/08/18	00621						SOD BY PIECE		56.25	024452	
1/08/18	00018						VIBRATION ANALYSIS-DW PMP		420.00	024453	
1/08/18	00056						WATER BREAK PARTS W/B REPAIR PARTS		594.40	024454	
1/08/18	00023						CBOD & TSS 7120319 CBOD & TSS 7120320 CBOD & TSS 7120321 CBOD & TSS 7120322 CBOD & TSS 7120323 TOTAL P & N 7120429 RO CONCEN 7120430 PLATE COUNT 7120431				
1/08/18	00063						FLORIDA SPECTRUM ENV. SERVICES, INC		585.00	024455	
1/08/18	00063						ADMIN ELECTRIC 12/17 PLT-WATER ELECTRIC 12/17 PLT-WASTE ELECTRIC 12/17 FIELD ELECTRIC 12/17		66,750.31	024456	
1/08/18	00033						FLORIDA POWER & LIGHT CO.				
1/08/18	01172						DRILL ALUMINUM JAW PULLER		142.90	024457	
1/08/18	00346						CEMENT-LAKE LS BULBS WW SUPPLIES INSTALL DOOR FRAME-CHEM EXTERIOR LIGHTS-PLANT LIGHTS-PLANT C & D		315.72	024458	
1/08/18	01605						HOME DEPOT				
1/08/18	01604						CARPET CLEAN-WW CARPET CLEAN-ROBIN CLEAN-ADMIN BLDG & STEPS		1,444.00	024459	
1/08/18	01538						TIMOTHY W. HOUSE				
1/08/18	01605						HOSE-SEWER MACHINE		208.93	024460	
1/08/18	01604						INDUSTRIAL HOSE & HYDRAULICS, INC.				
1/08/18	01604						MANAGEMENT FEE 12/17 POSTAGE 12/17		6,963.10	024461	
1/08/18	01538						INFRAMARK,LLC				
1/08/18	01538						CPR TRAINING-ADMIN CPR TRAINING-WTP CPR TRAINING-WWTP CPR TRAINING-MAINT CPR TRAINING-FIELD CPR TRAINING-GF		1,610.00	024462	
1/08/18	01538						KARL KELLENBERGER				
1/08/18	01538						PLUMBING REPAIRS-10480		245.00	024463	
							MOODY PLUMBING, INC.				
							CSID -----CSID---- MARTHAR				

CHECK DATE	VEND#	INVOICE DATE	NUMBER	EXPENSED TO YRMO FND DPT ACCT# SUB	VENDOR NAME	STATUS	AMOUNT	CHECK AMOUNT	CHECK #
1/08/18	01555				REFILL-SMALL TANKS	NEXAIR, LLC		84.56	024464
1/08/18	00044				MONITOR & SUPPLIES-PEDRO BACKUP BATTERY-MARTA BACKUP BATTERY-KAY/ EXTRA APC BATTERY	OFFICE DEPOT BUSINESS CREDIT		678.86	024465
1/08/18	00683				GEN 13-REPLACE BELT GEN 7-REPLACE BELT GEN 6-DW NEW FUEL HOSE	OK GENERATORS		1,705.72	024466
1/08/18	01410				2" METER REPLACEMENT SHIPPING	RG3 METER COMPANY		1,609.14	024467
1/08/18	00194				PLANT D CLEANING	SHENANDOAH GENERAL CONSTRUCTION		45,000.00	024468
1/08/18	00053				PAINT-LIGHT POLE	SHERWIN-WILLIAMS		100.41	024469
1/08/18	01575				LOGOS ON TRAILER	SIGN UP NOW SIGN COMPANY		825.00	024470
1/08/18	01175				UNIFORMS-WATER UNIFORMS-WW UNIFORMS-MAINT UNIFORMS-FIELD UNIFORMS-GF 01/03/18	UNIFIRST CORPORATION		206.01	024471
1/08/18	01498				AIR COMPRESSOR-RENTAL	USA EQUIPMENT SOLUTIONS		665.00	024472
1/08/18	00441				LAB CHEMICALS-PLANT D FREIGHT LAB SUPPLIES FREIGHT	USA BLUEBOOK		1,093.20	024473
1/08/18	01529				TRASH SERVICES-11/17 TRASH SERVICES-12/17	WASTE PRO-POMPANO		947.76	024474
1/08/18	01318				PARTS-ALL LS PUMPS	XYLEM WATER SOLUTIONS U.S.A., INC.		3,457.79	024475
1/11/18	01373				ADMIN DENTAL 02/18 WATER DENTAL 02/18 WW DENTAL 02/18 MAINT DENTAL 02/18 FIELD DENTAL 02/18 DENTAL..CSID-GF 02/18 DENTAL..PINETREE 02/18	AMERITAS LIFE INSURANCE CORP-DENTAL		4,660.48	024476
1/11/18	01374				ADMIN VISION 02/18 WATER VISION 02/18 WW VISION 02/18 MAINT VISION 02/18 FIELD VISION 02/18 VISION..CSID-GF 02/18 VISION..PINETREE 02/18	AMERITAS LIFE INSURANCE CORP-VISION		945.68	024477

CSID -----CSID---- MARTHAR

CHECK DATE	VEND#	INVOICE DATE	NUMBER	EXPENSED TO YRMO FND DPT ACCT# SUB	VENDOR NAME	STATUS	AMOUNT	CHECK AMOUNT	#
1/11/18	00352				UTILITY TAXES 12/17	CITY OF CORAL SPRINGS		51,323.38	024478
1/11/18	01360				WA 128 NAOCI TANKS 1&3	GLOBALTECH, INC.		2,025.06	024479
1/11/18	01360				WA 118 MARGATE-CSID	GLOBALTECH, INC.		30,768.50	024480
1/11/18	01360				WA 118 MARGATE-CITY	GLOBALTECH, INC.		30,768.49	024481
1/11/18	01360				WA 124 EFFLUENT PUMP STAT	GLOBALTECH, INC.		23,236.20	024482
1/11/18	01360				WA 126 REHAB WELL 4	GLOBALTECH, INC.		2,974.00	024483
1/11/18	00514				SLUDGE MGMT SEWER 12/17	H & H LIQUID SLUDGE DISPOSAL, INC.		12,647.70	024484
1/11/18	01329				IRA-01/09/18 PLAN 705880	VANTAGEPOINT TRANSFER AGENTS-705880		785.00	024485
1/11/18	01150				COVER REPORTS-RICK COPY PAPER-4 CASES	OFFICE DEPOT		251.46	024486
1/11/18	00409				ANNUAL MEMBERSHIP 2018	SOUTHEAST FLORIDA UTILITY COUNCIL		475.00	024487
1/11/18	00200				MEETING-PROPOSE LATE FEE	SUN-SENTINEL (SOUTH FLORIDA)		124.20	024488
1/11/18	01564				LEVY LOANS PER 01-11-2018	US DEPARTMENT OF EDUCATION		225.54	024489
1/11/18	01264				ADMIN PHONE 01/18 FIELD PHONE 01/18	WINDSTREAM COMMUNICATIONS, LLC		154.21	024490
1/11/18	01264				ADMIN PHONE 01/18 WASTE PHONE 01/18 FIELD PHONE 01/18	WINDSTREAM COMMUNICATIONS, LLC		203.99	024491
1/11/18	01011				COPIER LEASE #7835PT12/17 COPIER READS #7835PT12/17 COPIER READS #7535 12/17	XEROX CORPORATION		182.68	024492
1/17/18	01231				JANUARY 2018 PREMIUM	MUTUAL OF OMAHA		5,701.72	024493
1/18/18	01314				REIMB BOOT ALLOW FY 2018	BERRINGER, DAVID		90.00	024494
1/18/18	01578				INTERNET CONNECTION 01/18	BLUE STREAM		169.80	024495
1/18/18	01353				REIMB BOOT ALLOW FY 2018	DUNBAR, ROGER		90.00	024496
1/18/18	01007				AD-TECHICIAN-FIELD	FLORIDA WATER RESOURCES JOURNAL		920.00	024497
1/18/18	00666				REIMB BOOT ALLOW FY 2018	FLORES-ROMAN, MANUEL		80.00	024498
1/18/18	00669				REIMB BOOT ALLOW FY 2018	JOSEPH, MARTINUS		90.00	024499
1/18/18	01606				CLEAN ADMIN BATHROOMS	PINEYRO, ROSALBA		147.20	024500
1/18/18	01419				REIMB TO \$7,000 12/31/17	POSTMASTER		2,508.52	024501

CSID -----CSID---- MARTHAR

CHECK DATE	VEND#	INVOICE DATE	NUMBER	EXPENSED TO YRMO	FND DPT ACCT#	SUB	VENDOR NAME	STATUS	AMOUNT	CHECK AMOUNT	CHECK #
1/18/18	01416						UTIL STMTS 12/2017 ADD'L METERED POSTAGE				
1/18/18	01494						PRIDE ENTERPRISES		1,166.72	024502	
1/18/18	01076						WC-INS-WS ADM 02/2018 WC-INS-WS WTR 02/2018 WC-INS-WS WW 02/2018 WC-INS-WS MAINT 02/2018 WC-INS-WS FIELD 02/2018 WC INS-GF ADM 02/2018 WC INS-GF FIELD 02/2018	SUMMIT	11,290.32	024503	
1/18/18	01175						REIMB BOOT ALLOW FY2018	THOMPSON, GREGORY	90.00	024504	
1/18/18	01264						UNIFORMS-WATER UNIFORMS-WW UNIFORMS-MAINT UNIFORMS-FIELD 12/27/2017 UNIFORMS-GF 12/27/17	UNIFIRST CORPORATION	206.01	024505	
1/18/18	01264						FRONT GATE PHONE 01/2018	WINDSTREAM COMMUNICATIONS, LLC	67.21	024506	
1/19/18	00005						ADMIN PHONE 01/18 FIELD PHONE 01/18	WINDSTREAM COMMUNICATIONS, LLC	571.57	024507	
1/19/18	01577						COT-SOD HYPO 58¢ COT-SOD HYPO 42¢	ALLIED UNIVERSAL CORP.	2,846.82	024508	
1/19/18	00621						WATER SERVICE REPLACEMENT	AP ENGINEERING INC.	32,607.71	024509	
1/19/18	01383						ALIGNMENT-DIGESTER PMP 2	CORNELL BALANCING CO., INC.	525.00	024510	
1/19/18	01452						ANNUAL CERT-FUEL TANK #7 ANNUAL CERT-FUEL TANK 1&2 ANNUAL CERT-FUEL TANK #3 ANNUAL CERT-FUEL TANK #9 ANNUAL CERT-FUEL TANK #5 ANNUAL CERT-FUEL TANK #4 ANNUAL CERT-FUEL TANK #10 ANNUAL CERT-FUEL TANK #6	CYPRESS CONSTRUCTION GROUP, LLC	1,125.00	024511	
1/19/18	00018						PUMP 404-SERVICE REPLACED BATTERY-MW 3	DELTA CONTROLS	180.00	024512	
1/19/18	01086						WATER BREAK REPAIR KIT	FERGUSON ENTERPRISES, INC.	1,300.00	024513	
1/19/18	01552						EXTINGUISHER-NEW	FIREMASTER DEPT 1019	105.00	024514	
1/19/18	01400						WTR SEWER REPAIR PARTS	FORTILINE, INC.	2,900.59	024515	
1/19/18	00179						SENSORS-SAND STRAINERS	H.C. WARNER, INC.	740.00	024516	
							APAG000-AMMONIA ANALYZER SENSOR-PLANT E & F				
							CSID -----CSID-----	MARTHAR			

CHECK DATE	VEND#	INVOICE DATE	NUMBER	EXPENSED TO YRMO FND DPT ACCT# SUB	VENDOR NAME	STATUS	AMOUNT	CHECK AMOUNT	CHECK #
1/19/18	01535				FREIGHT HACH COMPANY			4,372.77	024517
1/19/18	00033				SODIUM HYDROXIDE MEMBRANE CLEANER AWC-234 MEMBRANE CLEANER AWC-226 SULFURIC ACID HAWKINS, INC.			11,482.08	024518
1/19/18	01556				SUPPLIES-HEADWORKS SUPPLIES-CLEAN ELECT PANE WATER BREAK SUPPLIES PLANT D- CHLORINE LINE HOME DEPOT			168.85	024519
1/19/18	00346				HEADWORK BAGS FREIGHT HUBER TECHNOLOGY INC.			510.00	024520
1/19/18	01093				HOSE GASKETS INDUSTRIAL HOSE & HYDRAULICS, INC.			19.30	024521
1/19/18	01506				MONTHLY MAINT-JAN 2018 JLS LANDSCAPE SERVICES, INC.			3,901.41	024522
1/19/18	00766				PRESSURE GAUGE-DIGESTER 1 KAMAN INDUSTRIAL TECHNOLOGIES CORP.			200.76	024523
1/19/18	01486				BAL.DUE FYE 2017 AUDIT KEEFE, MCCULLOUGH & CO., LLP			3,750.00	024524
1/19/18	01345				UNLEADED GAS LANK OIL COMPANY			2,989.27	024525
1/19/18	00838				PVC PARTS LEHMAN PIPE & SUPPLY, INC.			183.39	024526
1/19/18	01150				SUPPLIES-SURGE TANK PMP 2 MIAMI PUMP AND SUPPLY			2,312.65	024527
1/19/18	00683				COPIES OF MAPS-GF OFFICE DEPOT			58.90	024528
1/19/18	01406				REPLACED WTR PMP-GEN 11 ALTERNATOR BELT-GEN 14 BELT & COOLANT-GEN 10 REPLACED BELTS-GEN 12 OK GENERATORS			4,533.15	024529
1/19/18	00351				SHIPPING-METER REPAIR PAKMAIL			24.07	024530
1/19/18	01485				36" TRAFFIC CONES SAFETY SUPPLIES FIRST AID KITS SAFETY RUBBER BOOTS RITZ SAFETY EQUIPMENT, LLC			713.57	024531
1/19/18	01175				PROMINENT PUMP PARTS TRINOVA-FLORIDA			155.80	024532
1/19/18	00441				UNIFORMS-WATER UNIFORMS-WW UNIFORMS-MAINT UNIFORMS-FIELD UNIFORMS-GF 01/10/18 UNIFIRST CORPORATION			200.84	024533
					LAB EQUIPMENT LAB CHEMICALS FREIGHT				

CSID -----CSID---- MARTHAR

CHECK DATE	VEND#	INVOICE DATE	NUMBER	EXPENSED TO YRMO FND DPT ACCT# SUB	VENDOR NAME	STATUS	AMOUNT	CHECK AMOUNT	CHECK #
1/19/18	01450				SAFETY CABINET-GAS FREIGHT USA BLUEBOOK		1,409.45	024534	
1/19/18	01011				FILTER CARTRIDGES-QTY 300 FILETR CARTRIDGES-QTY 495 WACO FILTERS CORPORATION		7,209.75	024535	
1/23/18	88888				COPIER LEASE #7232 01/18 COPIER READS #7232 01/18 XEROX CORPORATION		36.54	024536	
1/23/18	88888				180811202 BILLING REFUND YVETTE KLEINMAN		56.32	024537	
1/26/18	00127				900478307 BILLING REFUND ALL COAST PROPERTY GROUP		61.93	024538	
1/26/18	00822				DIGESTER 1-FIX PIPE ACTION SUPPLY - MARGATE		153.56	024539	
1/26/18	01577				AFLAC-W/H 01/2018 AFLAC-PTREE 01/2018 AFLAC		2,993.18	024540	
1/26/18	00169				WATER SERVICE REPLACEMENT CREDIT BAL DUE INV # 13 AP ENGINEERING INC.		7,108.79	024541	
1/26/18	01089				WELL MAINT-WELLS 4-11 AQUIFER MAINT & PERFORMANCE SYSTEMS		4,631.50	024542	
1/26/18	00571				PLANT PHONE WATER 01/2018 AT & T		68.99	024543	
1/26/18	00889				BLOWERS 7-11 BARNEY'S PUMP, INC.		170.20	024544	
1/26/18	00174				HELICOILS BROWARD BOLT		33.57	024545	
1/26/18	01327				MONITOR ADM 01/1-03/31/18 CYPRESS TRACE SECURITY INC.		81.00	024546	
1/26/18	01311				RENTAL-CENTRAL 1/2018 RENTAL-LS 1/2018 DATA FLOW SYSTEMS,INC		4,670.00	024547	
1/26/18	01452				50% DEPOSIT PICNIC 4/7/18 DD BAR B QUE CATERING		3,290.60	024548	
1/26/18	00017				BLOWER 9-NEW POWER SUPPLY LABOR INJ.WELL 1-NEW FLOW METER LABOR BLLOWER 10-NEW POWER SUPPLY LABOR DELTA CONTROLS		3,585.00	024549	
1/26/18	00018				OVERNIGHT SERVICE FEDEX		21.70	024550	
1/26/18	99999				WATER BREAK REPAIR PARTS FERGUSON ENTERPRISES, INC.		610.80	024551	
1/26/18	00056				VOID CHECK *****INVALID VENDOR NUMBER*****		.00	024552	
					LIQUID SLUDGE 7111094 MONTHLY BACTIS 7120190 CBOD & TSS 7120225 CBOD & TSS 7120255				

CHECK DATE	VEND#	INVOICE DATE	NUMBER	EXPENSED TO YRMO FND DPT ACCT# SUB	VENDOR NAME	STATUS	AMOUNT	CHECK AMOUNT	CHECK #
					CBOD & TSS 7120262 CBOD & TSS 7120509 CBOD & TSS 7120580 FLUORIDE 7120581 CBOD & TSS 7120610 CBOD & TSS 7120611 MONTHLY BACTIS 7120612 CBOD & TSS 7120690 CBOD & TSS 7120697 CBOD & TSS 7120698 93 TER FM SPILL 7120699 93 TER FM SPILL 7120700 93 TER FM SPILL 7120701 93 TER FM SPILL 7120702 DISINFECT TEST 7120769 MONITORING WELLS 7120775 CBOD & TSS 7120776 MONTHLY BACTIS 7120777 MONITORING WELLS 7120872	FLORIDA SPECTRUM ENV. SERVICES, INC		3,503.00	024553
1/26/18	00377				CHAIN SAW PARTS CHAIN SAW SHARPENED	GREEN THUMB LAWN & GARDEN LLC		62.72	024554
1/26/18	01515				ASPHALT ASPHALT	HARDRIVES ASPHALT COMPANY		504.24	024555
1/26/18	01535				SULFURIC ACID SULFURIC ACID CREDIT-SULFURIC ACID CREDIT-SULFURIC ACID HYDROFLUOSILICIC ACID AMMONIUM SULFATE	HAWKINS, INC.		9,620.09	024556
1/26/18	00033				REPLACE LIGHTS-DIANE MAINT-SUPPLIES SUPPLIES CONCRETE REPAIR TUBE FACIA-SUPPLIES	HOME DEPOT		240.38	024557
1/26/18	01329				IRA-01/24/18 PLAN 705880	VANTAGEPOINT TRANSFER AGENTS-705880		785.00	024558
1/26/18	01051				LIGHT BULBS-NANO PLANT	LIGHT BULBS UNLIMITED		155.94	024559
1/26/18	00881				REIMB BOOT ALLOW FY2018	LUCIBELLO, JOHN		90.00	024560
1/26/18	01555				OXYGEN CYLINDERS-1 YR SMALL TANKS-PUMP REPAIRS	NEXAIR, LLC		290.51	024561
1/26/18	01150				ENVELOPES - HR CLIP BOARDS/PADS-ROBIN LABELER/TAPE-JOE MISC OFFICE SUPP-CURT	OFFICE DEPOT		149.07	024562
1/26/18	00683				GEN 4-OIL CHANGE				

CSID -----CSID----- MARTHAR

CHECK DATE	VEND#	INVOICE DATE	NUMBER	EXPENSED TO YRMO FND DPT ACCT# SUB	VENDOR NAME	STATUS	AMOUNT	CHECK AMOUNT	CHECK #
1/26/18	01482			SVC AGREEMENT GEN-QTY 2 SVC AGREEMENT GEN-QTY 3 SVC AGREEMENT GEN-QTY 8	OK GENERATORS		3,474.92	024563	
1/26/18	00053			REIMB BOOT ALLOW FY2018	ROBERTS, LESTER		90.00	024564	
1/26/18	00155			PAINT-ELECTRICAL ROOM PAINT-ELECTRICAL ROOM	SHERWIN-WILLIAMS		1,012.87	024565	
1/26/18	00782			ADMIN NEXTEL 01/18 PLANT-WATER NEXTEL 01/18 PLANT-WASTE NEXTEL 01/18 PLANT-MAINT NEXTEL 01/18 FIELD NEXTEL 01/18 NEXTEL 01/18 DUE SUNSHINE NEXTEL 01/18 DUE CSID GF	SPRINT		1,562.73	024566	
1/26/18	01175			LOCATE TICKETS-12/2017	SUNSHINE STATE ONE CALL OF FLA.		175.59	024567	
1/26/18	01564			POLOS - ARKIE C. 12/27/17 UNIFORMS-WATER UNIFORMS-WW UNIFORMS-MAINT UNIFORMS-FIELD UNIFORMS-GF 01/17/18	UNIFIRST CORPORATION		290.65	024568	
1/26/18	01450			LEVY LOANS PER 01-25-2018	US DEPARTMENT OF EDUCATION		225.54	024569	
1/26/18	01011			CARTRIDGE FILTERS-QTY 75	WACO FILTERS CORPORATION		707.25	024570	
				COPIER READS #7835P 01/18	XEROX CORPORATION		97.50	024571	
TOTAL FOR BANK H							770,405.04		
TOTAL FOR REGISTER							770,405.04		

CSID -----CSID---- MARTHAR

Fifth Order of Business

Coral Springs Improvement District

General Fund Assessment Study



Agenda

1 About Us/Project Team

2 Our Study

3 Our Analysis

4 Scenarios

5 Discussion



1 About Us

Project Team
Experience

Our Project Team



Government
Financial
Consultants



29 Years
Serving
Florida Clients



Formerly Burton
& Associates

- Michael Burton **Project Director**
- Peter Napoli **Consultant**

2 Study

Background

Objective

Methodology

Background

General Fund

- **General Fund** exclusively houses the costs for providing **Stormwater** management services within the District's jurisdiction.
- The District currently **levies an assessment** to recover the costs of providing these services.



Objective

Updated Assessment

- Our firm has been tasked with updating the **methodology** used to structure the **General Fund Assessment**, as well as the **cost-basis** for the Assessment.
- Our process ensures the recommended Assessment recovers costs in a fair and equitable way from the benefitting properties.

Methodology

Legal Requirements

Two pronged test

1. The property assessed must derive a special benefit from the service provided.
2. The assessment must be fairly and reasonably apportioned among the properties that receive the special benefit.

Methodology

Legal Requirements

Due process before the assessment is imposed

- Mailed and published notice
- Public hearing

Property assessed must be within District limits

Methodology

Other Considerations

- Exclusions: rights-of-way, submerged lands, etc.
- Exemptions: required governmental
- Optional exemptions: institutional, churches, non-profits etc.

Methodology

General Fund Assessment

- The **General Fund** is exclusively used to provide **Stormwater** services to residents within the District.
- The methodology used for creating the Assessment is based upon the **benefit** conferred on all parcels by the provision of Stormwater management services.

Methodology

Finding of Benefit

The stormwater system benefits assessed properties by:

- Mitigating the risk of flooding to private property and the roadway network
- Enhancing value of real property

Methodology

Cost-Basis (Revenue Requirement)

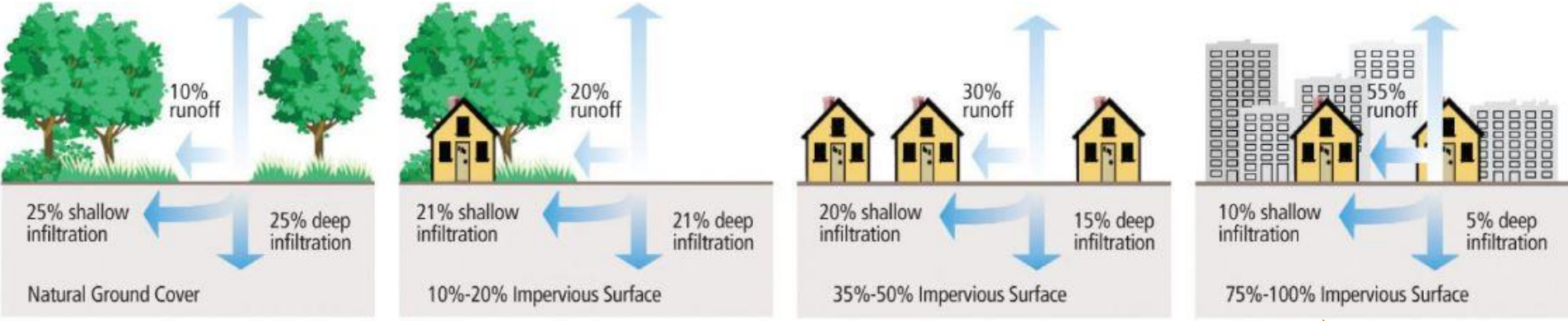
- **Cost of providing Stormwater services and infrastructure**, similar to other utilities (i.e. water, sewer etc.)



Methodology

Basis for Allocation

- Currently based on acreage, or gross area.
- We recommend using impervious area; more representative of the benefit received by Stormwater services.



Increasing Impervious Surface = Increasing Runoff Generated

3 Our Analysis

Data Sources

Assumptions

Data Sources

- Beginning Fund Balance as of 9/30/16
- FY 2018 cash flows based upon the adopted budget in line item detail
- FY 2018 – FY 2027 Capital Improvement Program
- Complete Property Database including structure file and extra features file as provided by the Broward County Property Appraiser's Office

Assumptions

- Line item escalation factors for revenues & expenses based upon discussions with staff
- Projected capital spending based upon discussions with staff

Net Revenue Requirement

Calculation of the Revenue Requirement

Operating Expenses		FY 2019
Personnel Services		\$ 637,334
Operations & Maintenance		\$ 662,631
Capital Outlay		\$ 48,903
Total Operating Expenses		\$ 1,348,868
10-Year Average Annual CIP		\$ 1,449,840
Total General Fund Expenses		\$ 2,798,708
Plus: Mailing	\$ 0.75	\$ 9,020
Plus: Tax Collector's Expense	2.0%	\$ 56,000
Plus: Early Payment & Credits	5.0%	\$ 140,000
Gross Revenue Requirement		\$ 3,003,729
Less: Other Operating Revenues		\$ (60,341)
Net Revenue Requirement		\$ 2,943,388

Equivalent Residential Unit (ERU)

- Residential parcels all billed per **Equivalent Residential Unit (ERU)**
- Represents average impervious surface per Single Family Household
- Non-residential parcels billed based on measured impervious area divided by the ERU



Equivalent Residential Unit (ERU)

Average Building Impervious Area	2,478	Sq Ft
Average Extra Feature Impervious Area	1,355	Sq Ft
Equivalent Residential Unit	3,834	Sq Ft
Single Family Home =	1	ERU

ERU Tiered Structure

- A tiered Single-Family rate structure was used to allocate ERUs by a factor correlating to total impervious surface area.

Equivalent Residential Unit Tiers

Tier	ERU
Tier 1 (0 - 3,100 sq ft)	0.40
Tier 2 (3,101 - 4,600 sq ft)	1.00
Tier 3 (4,601 - 6,200 sq ft)	1.40
Tier 4 (6,201+ sq ft)	1.81

4 Scenarios

Scenario 1

- Full Cost Recovery

Scenario 2

- Rate Neutral

Scenario 1 (Full Cost Recovery)

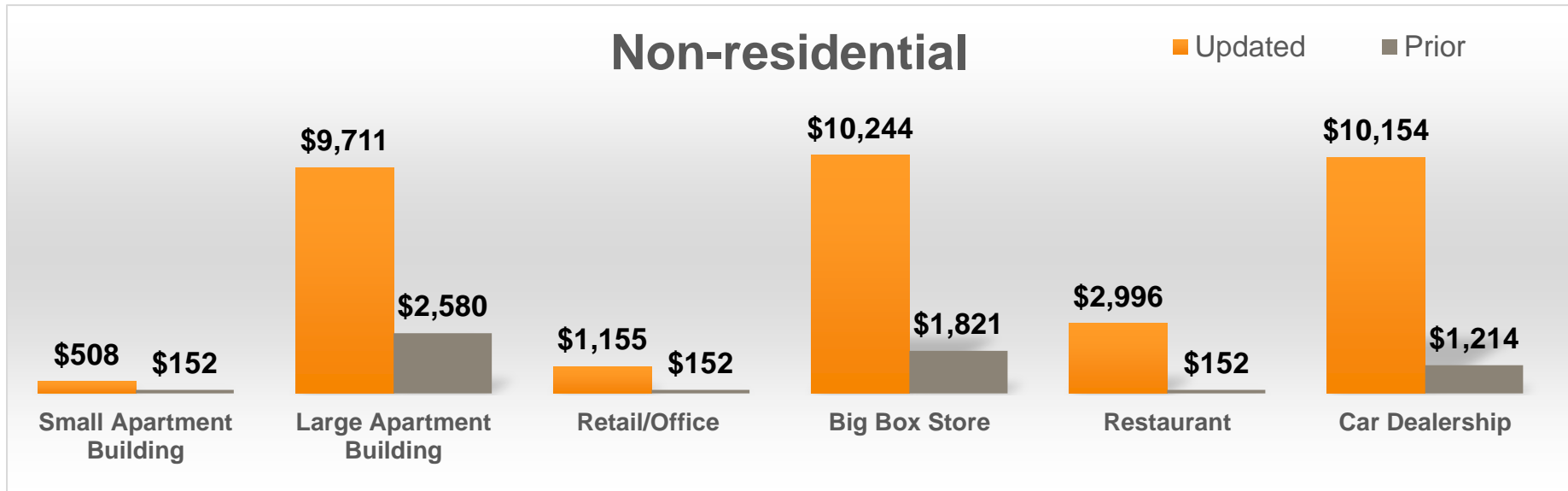
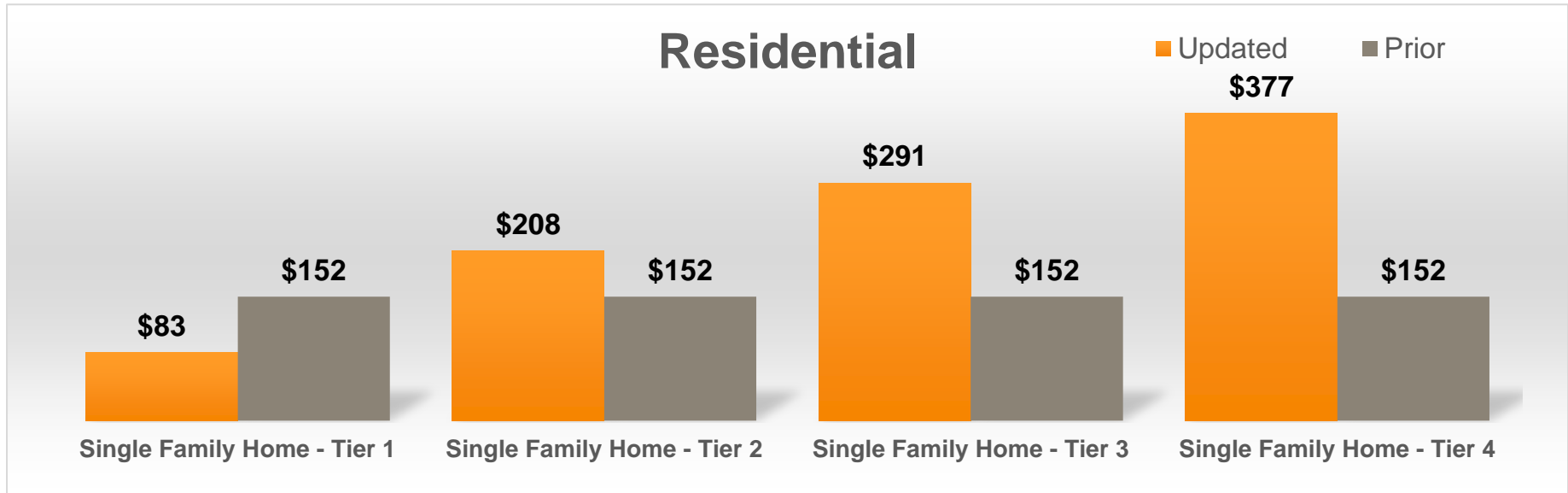
Allocation of Revenue Requirement

Net Revenue Requirement	\$	2,943,388
Cost Recovery		100.0%
Adjusted Net Revenue Requirement	\$	2,943,388
Divided by: Total Allocated ERUs		14,148
Annual Assessment Rate per ERU	\$	208.04

Assessment by Tier

Single Family Tier	ERU	Assessment
Tier 1 (0 - 3,100 sq ft)	0.40	\$ 83.22
Tier 2 (3,101 - 4,600 sq ft)	1.00	\$ 208.04
Tier 3 (4,601 - 6,200 sq ft)	1.40	\$ 291.26
Tier 4 (6,201+ sq ft)	1.81	\$ 376.55

Scenario 1 (Property Impacts)



Scenario 1 (Property Impacts)

Property Impact by Unit

Parcel Type	Units	Type	Annual Change by Unit	Monthly Change by Unit
Single Family Home - Tier 1	1	DU	\$ (68.57)	(5.71)
Single Family Home - Tier 2	1	DU	\$ 56.25	4.69
Single Family Home - Tier 3	1	DU	\$ 139.47	11.62
Single Family Home - Tier 4	1	DU	\$ 224.76	18.73
Small Apartment Building	5	DU	\$ 71.17	5.93
Large Apartment Building	188	DU	\$ 37.93	3.16
Retail/Office	6,805	SF	\$ 0.15	0.01
Big Box Store	83,248	SF	\$ 0.10	0.01
Restaurant	5,691	SF	\$ 0.50	0.04
Car Dealership	92,448	SF	\$ 0.10	0.01

Scenario 2 (Rate Neutral)

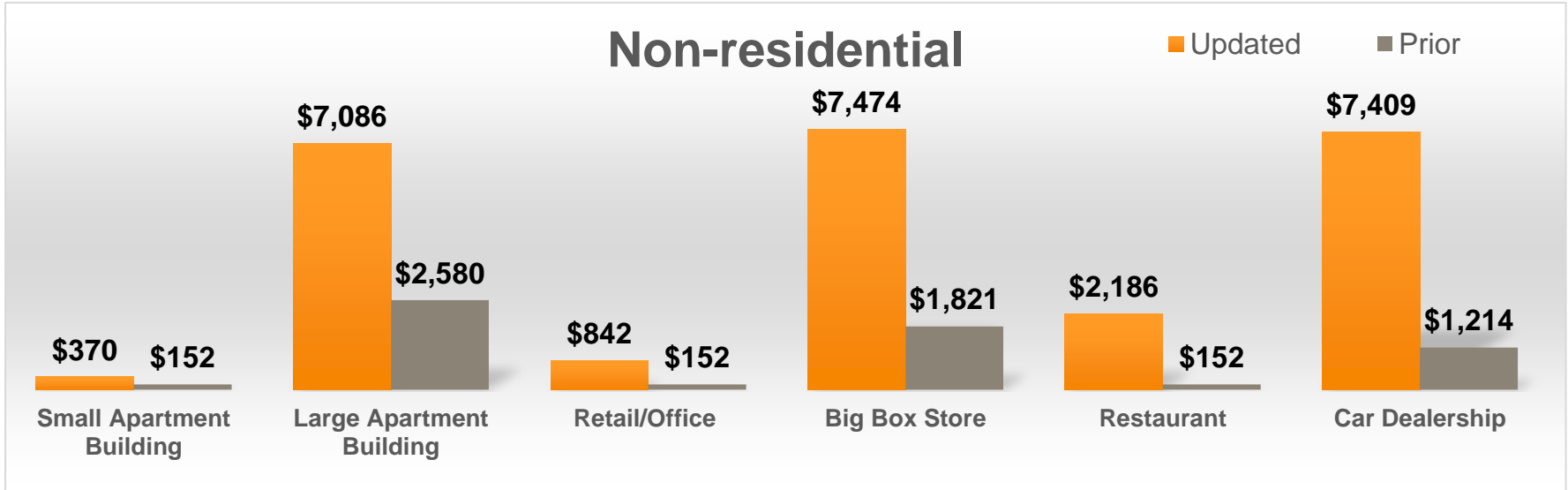
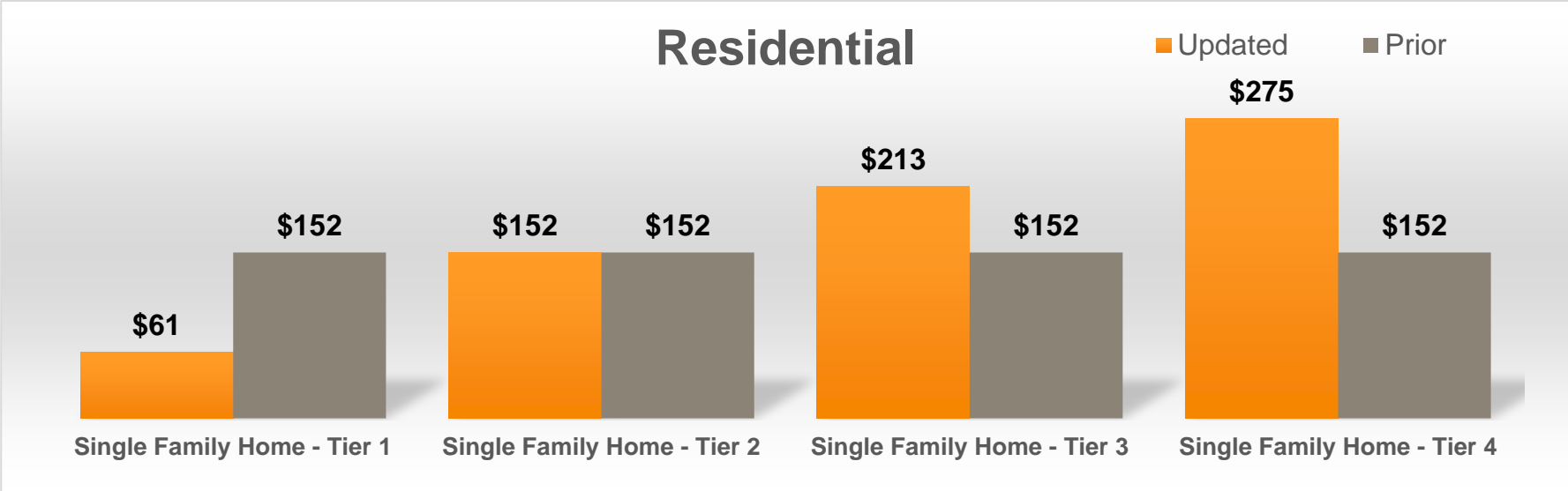
Allocation of Revenue Requirement

Net Revenue Requirement	\$	2,949,131
Cost Recovery		72.8%
Adjusted Net Revenue Requirement	\$	2,147,557
Divided by: Total Allocated ERUs		14,148
Annual Assessment Rate per ERU	\$	151.79

Assessment by Tier

Single Family Tier	ERU	Assessment
Tier 1 (0 - 3,100 sq ft)	0.40	\$ 60.72
Tier 2 (3,101 - 4,600 sq ft)	1.00	\$ 151.79
Tier 3 (4,601 - 6,200 sq ft)	1.40	\$ 212.51
Tier 4 (6,201+ sq ft)	1.81	\$ 274.74

Scenario 2 (Property Impacts)



Scenario 2 (Property Impacts)

Property Impact by Unit

Parcel Type	Units	Type	Annual Change by Unit	Monthly Change by Unit
Single Family Home - Tier 1	1	DU	\$ (91.07)	(7.59)
Single Family Home - Tier 2	1	DU	\$ -	0.00
Single Family Home - Tier 3	1	DU	\$ 60.72	5.06
Single Family Home - Tier 4	1	DU	\$ 122.95	10.25
Small Apartment Building	5	DU	\$ 43.72	3.64
Large Apartment Building	188	DU	\$ 23.96	2.00
Retail/Office	6,805	SF	\$ 0.10	0.01
Big Box Store	83,248	SF	\$ 0.07	0.01
Restaurant	5,691	SF	\$ 0.36	0.03
Car Dealership	92,448	SF	\$ 0.07	0.01

5 Discussion

Questions

Model Demonstration

Stantec Consulting Services

Presentation Contact
Information

Michael Burton

Phone: 904-247-0787

Email:

Michael.Burton@Stantec.com

Sixth Order of Business

CSID

Board Meeting Canal Bank Assessment Sites 6 – 12



February 26, 2018



Seventh Order of Business



CORAL SPRINGS IMPROVEMENT DISTRICT

Coral Springs, FL

Clarifier D

FL PE No. 50159

Wantman Group, Inc. | Job No. 16172618.02

February, 2018



Eighth Order of Business

WORK AUTHORIZATION 134

No. GT-151066

Pursuant to the provisions contained in the "Contract for Professional Engineering Consulting and Design-Build Services on a Continuing Contract Basis " between the CORAL SPRINGS IMPROVEMENT DISTRICT, hereinafter referred to as "OWNER", and Globaltech, Inc., hereinafter referred to as "FIRM", dated July 1, 2012 (hereinafter referred to as "AGREEMENT"), this Work Authorization, executed this _____ day of _____ 2018, authorizes the FIRM to provide services under the terms and conditions set forth herein and in the AGREEMENT, which is incorporated herein by reference as though set forth in full.

The OWNER desires design-build services related to Well 9 Development, hereinafter referred to as the "Specific Project".

Section 1 – Terms

The FIRM shall be defined as an individual, corporation or contractor having a direct contract with the OWNER or with any other subcontractor in the performance of a part of the work contracted for under the terms of this Work Authorization with the OWNER.

Section 2 – Scope of Work

The FIRM will provide the following services in accordance with Sections 1 and 2 of the AGREEMENT:

In April 2015, an Evaluation and Pump Replacement was conducted on Production Well 9. The well was originally constructed in 2002. The evaluation of Well 9 was conducted as part of an overall wellfield reliability assessment to document the current condition of the well. The assessment indicated the well was losing capacity and should be developed in the future. Since 2015, the specific capacity of the well has continued to decline and now represents about 60% of its original capacity. This project proposes to redevelop Well 9 to restore its original (or near original capacity) and increase the overall supply of raw water to the District's water plant.

This scope of work generally consists of the following:

- Coordination with various regulatory and municipal agencies.
- Contract water well services through a licensed drilling contractor.
- Contract professional hydrogeologic consulting to oversee and direct the redevelopment activities.
- Redevelop Well 9 using air surging and chemical treatment.
- Test the well to confirm that water production (flow) and water quality (sand production) are within acceptable levels.
- Reassemble Production Well 9 installing a new 50 Hp motor and pump provided by OWNER. The original pump column, safety cable, level sensor and power connections will also be assembled.
- Restore the site around Well 9 to preconstruction conditions.

Task 1 – Project Management and Coordination

This task includes project management and coordination with local regulatory, municipal, professional hydrogeological and well drilling services. Task 1 will include the following services:

- Meet with the OWNER to review the overall activity and schedule.
- Meet with OWNER to review redevelopment and testing protocols.
- Prepare detailed construction schedule to include as a minimum; site mobilization, redevelopment duration and anticipated date when Well 9 will be returned to service.
- Prepare subcontract for professional hydrogeological services with Connect Consulting Inc.
- Prepare subcontract for well development services with Centerline Drilling Inc.
- Notify Broward County Health Department of impending work.
- Notify City of Coral Springs Parks Department that work will occur near their facility at Cypress Park. It is anticipated that this will be a courtesy activity only and that permitting will not be required.

- Notify Sunshine Drainage District of our intent to discharge development water into their canal (Canal L-105).
- Coordinate work with adjacent apartment complex and request access through their parking lot (Harbor Inn Terrace).
- Review, administer, and track subcontractor work and pay requests.
- Schedule and conduct meetings, inspections, and testing with OWNER's staff.
- Oversee reassembly of Well 9.
- Oversee site restoration of the area surrounding Well 9 as needed.

Task 2 – Professional Hydrogeological Services

Professional Hydrogeological Services will be provided by Connect Consulting, Inc., under the direction of FIRM. Connect Consulting, Inc., (CCI) will provide the following services:

- Prepare redevelopment protocol and coordinate with drilling contractor.
- Evaluate redevelopment progress through daily correspondence with drilling contractor and through periodic site visits at milestone events.
- Modify redevelopment approach based on measured progress.
- Provide personnel to oversee key phases of redevelopment and testing.
- Evaluate the effectiveness of redevelopment activities and make recommendations to OWNER on alternative approaches.

Task 3 – Well Redevelopment, Testing and Reassembly

This task consists of well drilling services and will be subcontracted to Centerline Drilling, Inc. under the direction of FIRM. Task 3 activities include the following:

- Mobilize to Well 9 with the equipment necessary to implement the detailed scope of services prepared by the hydrogeological

consultant (included in Attachment B). Furnish all labor, equipment and materials necessary to re-develop and test Well 9.

- Set up a water settling system that will accept water and sediment discharges from the well such that the water and solids will be contained by the system without significant flooding of the site. Settling tanks or other devices shall be used to separate sand from the well discharge water prior to discharge into Canal L-105.
- Disassemble the well head and return exiting pump and motor to CSID Water Plant.
- Mechanically clean, sand blast and prime well flange. The flange will be evaluated to install a port suitable to launch OWNER's camera. If possible, a 3-inch nipple will be cut into and welded atop the well flange.
- Perform mechanical cleaning (brushing) of well screen. Perform air lift development to remove debris.
- Disinfect well to 200 ppm free chorine. Surge well to distribute chlorine into gravel pack. Air lift well to remove chlorine.
- Provide, mix and install solution of sulfamic and hydrochloric acid into the well. Surge and allow to stay up to 3 days. (Chemical Treatment)
- Add gravel to the filter pack that may have settled or been displaced as the result of redevelopment activities.
- Perform up to three additional chemical treatment iterations as directed by field hydrogeologist.
- Perform up to 30 hours of high rate pumping as described in Attachment B and as directed by the field hydrogeologist.
- Perform up to 30 hours of high pressure jetting as directed by the field hydrogeologist.
- Conduct a three (3) step drawdown test in accordance with Attachment B.

- Perform additional development as directed by hydrogeologist, FIRM and OWNER.
- Conduct a post development video survey of the well during pumping condition.
- Install well flange plate following cleaning and priming.
- Reinstall new 50 Hp motor and pump (provided by OWNER) and the existing column, electrical wiring, level sensor, and wellhead to the extent the well is ready for service and use by OWNER. Megger motor wire as pump is being reinstalled. Add additional 10 feet of 8-inch diameter Certa-Lok column pipe. Install safety cabling.
- Disinfect Well 9 with sodium hypochlorite so that bacteriological test samples for coliform can be collected by OWNER and confirmed absent as required by the Broward County Department of Health.
- Clean up, restore site and demobilize equipment.
- Conduct all redevelopment and construction methods in accordance with the latest revisions of the American Water Works Association Standards for Wells (AWWA A100-06) and the National Water Well Association Standards as that apply to the particular needs or conditions encountered in the proposed work.

Assumptions

Assumptions for the project are as follows:

1. No permitting fees will be required.
2. A maintenance of traffic (MOT) plan will not be required.
3. Following the completion of development and re-assembly of the well, OWNER will be responsible for microbiological sample collection and analysis.
4. OWNER to provide new 50 Hp motor and pump.
5. Water produced during redevelopment will be directed into Canal L-105. Water will not be containerized or removed from the site.

6. Water used for jetting will be provided by CSID from nearby hydrants (located on NW 10th Court or within Harbor Inn Apartments). FIRM will acquire a meter from CSID.
7. Redevelopment time for Well 9 will be monitored on an hourly basis and reviewed with OWNER. Unused or extra time will be refunded or billed to OWNER at the rates provided by Centerline Drilling, Inc., and included in Attachment B.
8. The gravel pack around Well 9 is assumed to be non-cemented. The hydrogeologist will assess the condition of the gravel pack following the initial chemical treatment. Should the gravel pack fail to fluidize and settle during air-lifting (following the initial treatment), the hydrogeologist will consult with OWNER about the need to attempt alternate development methodologies.

Section 3 – Location

The services to be performed by the FIRM shall be on the following site or sites: Well 9 (SE corner of new parcel of Cypress Park).

Section 4 – Deliverables

The FIRM will provide the following Deliverables to OWNER:

- Redevelopment Plan for Well 9.
- Notifications to Broward County Health Department, Broward County Public Works, and City of Coral Springs Parks Department.
- Technical memorandum of work performed and well performance parameters following re-development (including copies of pre- and post-development video surveys).
- Upon completion of redevelopment, well 9 will produce an acceptable quantity of water.

Section 5 - Time of Performance

Project will commence after execution of this Work Authorization and a Notice to Proceed is issued by OWNER. The FIRM and OWNER agree to the following schedule:

Task	Time Elapsed to Subtask Completion
Notice to Proceed (NTP)	0 Days
Mobilization	30 days following NTP
Well Redevelopment	51 days following NTP
Well Disinfection	54 days following NTP
Well Returned to Service	60 days following NTP
Site Restoration	75 days following NTP

Section 6 - Method and Amount of Compensation

1. The FIRM shall be paid by the OWNER in accordance with the Florida's Prompt Payment Act Florida Statute 218.70-79 and in accordance with the payment method as set forth in Section 6 of the AGREEMENT. The calculations shall begin using the date the invoice was received.
2. Total job price: **\$66,418**. The Base Price includes and allowance of \$2,500 for potential additional work.
3. On the terms contained in the FIRM's said proposal for the doing of said work and the said award therefore, and the specifications herein specifically referred to and made a part of this contract.
4. The cost for the above scope of services is a Lump Sum Price (LSP). The LSP is based on the materials, methods, and assumptions presented in the scope of services and may be adjusted downward based on final detail design and alternative selections or omissions. The LSP shall not be greater than the stated amount unless there is an approved increase in the scope of services. The final stipulated sum (adjusted LSP) submitted herein shall be an amount to be billed on the basis of "percent complete" and stored materials turned over to the OWNER.

Section 7 – Application for Progress Payment

1. Unless otherwise prescribed by law, at the end of each month, the FIRM shall submit to the OWNER for review, an Application for Progress Payment filled out and signed by the FIRM covering the Work completed as of the date of the Application and accompanied by such supporting documentation as is required by the AGREEMENT.
2. The Application for Progress Payment shall identify the amount of the FIRM Total Earnings to Date based upon value of original contract Work performed to date as approved by fully executed Change Orders.
3. Payment shall be based upon percentage of work completed based upon the approved schedule of values. Retainage in the amount of 10% will be withheld on the calculated value of any work, with the exception of stored materials which may be paid at the supplier's invoiced cost. At FIRM's request, after 50% completion of the work has been achieved, the OWNER will implement a reduction in retainage to 5% of all future pay requests. If retainage is reduced, FIRM may not withhold more than 5% retainage from subcontractors or suppliers and will be required to certify compliance with F.S. 218.70 *et seq* on each subsequent pay application. Notwithstanding the foregoing, in no instance can the amount retained be less than the value of OWNER's good faith claims plus the value of the work the OWNER determines remains to be put in place or required to be performed as remedial activities. For the purposes of this section, 50% completion shall be that point in time when OWNER determines that half of the Work required by the Contract has been completed. In no event shall the Work be determined to be 50% completed before the OWNER has paid 50% of the Contract amount and 50% of the Contract time has expired. The amount of previous Pay Estimate payments shall then be subtracted to equal the Balance Due during the Pay Estimate period.
4. When the OWNER determines the Work to be Substantially Complete, the OWNER may reduce the retainage to five percent (5%) of the dollar value of all Work satisfactorily completed to date, provided that the FIRM is

making satisfactory progress toward Final Completion of the Work, that in the opinion of the OWNER there is no specific cause for a greater retainage, and the FIRM obtains the written consent of the Surety Companies furnishing the required Public Construction Bond on consent forms provided by the OWNER. The OWNER may reinstate the retainage up to ten percent (10%) if the OWNER determines, that the FIRM is not making satisfactory progress toward final completion of the Work or where there is other specific cause for such withholding.

5. Partial payment may be made for the delivered cost of stored materials planned for incorporation into the Work, provided such materials meet the requirements of this Contract, the Contract Drawings, and the Specifications, and are delivered and suitably stored at the project site, or at another location acceptable to the OWNER. Such material must be stored in a secure manor acceptable to the OWNER, and in accordance with the manufacturer's recommendations.
6. The delivered cost of such stored or stockpiled materials may be included in any subsequent application for payment provided the FIRM meets the following conditions:
 - a. An applicable purchase order or supplier's invoice is provided listing the materials in detail, the cost of each item, and identifies this specific contract by name.
 - b. The materials are fully insured against loss or damage (from whatever source) or disappearance prior to incorporation into the Work.
 - c. Stored materials approved for payment by the OWNER shall not be removed from the designated storage area except for incorporation into the Work.
 - d. Evidence that the FIRM has verified quantity and quality of the materials delivered (verified packing list).
7. It is further agreed between the parties that the transfer of title and the OWNER's payment for any stored or stockpiled materials pursuant to these

General Conditions, and any applicable provisions of the Supplementary General Conditions, shall in no way relieve the FIRM of the responsibility of ensuring the correctness of those materials and for furnishing and placing such materials in accordance with the requirements of this Contract, the Contract Drawings, the Technical Specifications, and any approved changes thereto.

8. The following monthly Application for Progress Payment shall be accompanied by Bills of Sale, copies of paid invoices, releases of lien, or other documentation warranting that the FIRM has received the stored materials and equipment free and clear of all liens, charges, security interests, and encumbrances (which are hereinafter in these General Conditions referred to as "Liens") and evidence that the stored materials and equipment are covered by appropriate property insurance and other arrangements to protect the OWNER's interest therein, all of which shall be satisfactory to the OWNER.
9. The FIRM shall warrant and guarantee that title to all Work, materials, and equipment covered by an Application for Progress Payment, whether incorporated in the Work or not, will pass to the OWNER no later than the time of Final Payment free and clear of all liens or other encumbrances.
10. In the event any dispute with respect to any payment or pay request cannot be resolved between the FIRM and OWNER's project staff, FIRM may, in accordance with the alternative dispute resolution requirements of Florida Statute section 218.72, *et seq*, demand in writing a meeting with and review by the OWNER'S (agency) director. In the absence of the agency director, a deputy director may conduct the meeting and review. Such meeting and review shall occur within ten (10) business days of receipt by OWNER of FIRM's written demand. The OWNER's manager shall issue a written decision on the dispute within ten (10) business days of such meeting. This decision shall be deemed the OWNER's final decision for the purposes of the Local Government Prompt Payment Act.

Section 8 – Responsibilities

The FIRM shall, under no circumstance, look to the OWNER to provide any labor or equipment for the FIRM. The FIRM and its Subcontractors shall provide all of the labor and equipment necessary to perform the job or services contracted for at the expense of the FIRM. Property of any kind that may be on the premises, which are the site of the performance of this contract, during the performance of this Work Authorization, shall be at the sole risk of the FIRM.

8.1 The OWNER hereby designates Joe Stephens as the OWNER's representative.

8.2 In addition to applicable provisions of Section 2 of the AGREEMENT, the OWNER will:

- Provide access to potable water
- Collect and conduct microbiological analysis
- Permit equipment storage at OWNER's water treatment plant

The FIRM acknowledges and understands that it is an independent contractor in its relationship with the OWNER. The FIRM hereby designates Rick Olson, P.E. as the FIRM's representative.

Section 9 – Insurance

The FIRM shall provide certificate of insurance to the OWNER setting forth the type and amount of insurance carried by the FIRM and conforming to the minimum requirements set forth in the AGREEMENT.

Section 10 – Level of Service

The OWNER shall have the right to terminate said Agreement by giving the FIRM thirty (30) days written notice if the service that is being provided is not maintained at levels necessary to provide the required service. The

OWNER will determine in its sole judgment what constitutes a satisfactory level of service.

Section 11 – Indemnification

The Firm shall indemnify and hold harmless the Owner and its officers and employees as set forth in Section 11 of the Agreement.

IN WITNESS WHEREOF, this Work Authorization, consisting of thirteen (13) pages and Attachments A & B has been caused fully executed on behalf of the FIRM by its duly authorized officer, and the OWNER has the same to be duly name and, in its behalf, effective as of the date herein above written.

(SEAL)

CORAL SPRINGS IMPROVEMENT DISTRICT

ATTEST:

President

Printed name of Witness

Printed name

Date

Approved as to form and legality

Printed name of Witness

District Counsel

Printed name of Witness

State of Florida
County of Palm Beach

ENGINEER

Globaltech Inc.
Company

The foregoing instrument was acknowledged before me on this

___ day of _____, 2018 by

Signature

who is personally known to me OR produced _____ as identification.

Troy L. Lyn, Vice President

Name and title (typed or printed)

Signature of Notary

Date

Attachment A

Budget Summary

Takeoff Worksheet
 Coral Springs Improvement District
 151066 - CSID - Well 9 Redevelopment

		Unit	Quantity	Ext. Price	
Bid Item	1	Project Management and Coordination			
		Project Management and Coordination	LOT	1	\$ 7,500.00
		Bid Item Total		\$ 7,500.00	
Bid Item	2	Professional Hydrogeological Services			
		See Attached Proposal	LOT	1	\$ 9,420.00
		Bid Item Total		\$ 9,420.00	
Bid Item	3	Well Redevelopment, Testing and Reassembly			
		See Attached Proposal power, transducer & wellhead	LOT	1	\$ 41,400.00
		Bid Item Total		\$ 41,400.00	
Bid Item	4	Bid Alternate Items			
		Sand blast existing well head flange	Lot	1	\$ 2,000.00
					\$ -
		Bid Item Total		\$ 2,000.00	
					\$ -
Bid Item	60	Subcontractor Markup			
		Subcontractor Markup			\$ 6,098.40
		Bid Item Total		\$ 6,098.40	
		Grand Total:		\$ 66,418.00	



South Florida Office
1907 Commerce Lane
Suite 104
Jupiter, FL 33458
Tel: 561-758-2475
E-Mail: jandersen@cciwater.com

February 1, 2018

Rick Olson, P.E.
Globaltech, Inc.
6001 Broken Sound Parkway, NW Suite 610
Boca Raton, FL 33487

**Re: Proposal for Hydrogeological Consulting Services
Coral Springs Improvement District
PWS Well 9 Rehabilitation Services
Coral Springs, Florida**

Dear Rick:

Connect Consulting, Inc. (CCI) is pleased to submit our proposal to Globaltech, Inc. (GTI) for hydrogeological services for public water supply (PWS) well support services for the Coral Springs Improvement District (CSID) in Coral Springs, Broward County, Florida. This proposal is to assist the CSID and GTI in the rehabilitation of Production Well W-9 that has diminished performance. CCI will prepare well rehab specifications to obtain pricing from a water well contractor (Centerline Drilling, Inc.) to perform the Work. CCI will assist GTI in reviewing the well subcontractor pricing, rehab approach (if different than specified), oversee well rehab, provide verification testing, provide direction and communication as needed, and prepare a summary report.

For reference, **Table 1** summarizes the well construction of the 11 PWS wells that are used by CSID to provide raw water to the WTP. Well W-9 is shown in **red**.

Table 1- CSID Public Water Supply Well Details

Well	Year Drilled	Well Diameter (Inches)	Total Well Depth (feet)	Cased Depth (feet)	Screen Interval (feet)	Pump Inlet Elevation (Feet)	Pump Type
W-1	1972	8	105	60	60-105	-44	Sub
W-2	1972	8	105	60	60-105	-44	Sub
W-3	1972	8	105	60	60-105	-44	Sub
W-4	1978	10 x 8 ¹	120	60	60-120	-44	Sub
W-5	1979/2013 ²	16	140/123	60	60-140/60-123	-54	Sub
W-6	1988	16	120	60	60-120	-54	Sub
W-7	1988	16	120	60	60-120	-40	Sub
W-8	2002	16	140	80	80-140	-74	Sub
W-9	2002	16	140	80	80-140	-40	Sub
W-10	2002/2013 ³	16	140/123	80	80-140/80-123	-74	Sub

W-11	2002	16	140	80	80-140	-74	Sub
------	------	----	-----	----	--------	-----	-----

Notes: all depths are referenced from land surface. Data obtained from CSID CUP, GTI Technical Memorandum dated 11/12/2012, and from well evaluations conducted by GTI/CCI since 2012.

1. Inner casing installed in 2005 is 10-in. steel; well screen is 8-in. diameter. Original casing was 16-in.
2. Well W-5 reconstructed in 2012/2013 by AMPS with screen installed to 123 feet.
3. Well W-10 reconstructed in 2013 by AMPS; well screen could only be reinstalled to 123 feet.

Scope of Work

Task 1 – Develop Well Rehabilitation Specifications

CCI will develop a basic specification/request for quotation to conduct well rehabilitation of PWS Well W-9. The specifications will be used to solicit a quotation from a water well contractor capable of conducting the proposed well rehabilitation services. The rehabilitation methodology will be brushing, chemical acid treatment, followed by high pressure jetting and airlift development of the screen. The approach will be to remove encrustation plugging the gravel pack, dissolve accumulated precipitated calcium scale that may be plugging the limestone formation permeability, provide sufficient energy to get the gravel pack moving, supplement with new gravel pack as needed, develop the well until the well meets criteria for membrane treatment water supply.

Task 2 – Oversight of Well Rehabilitation

CCI will provide field oversight during well rehabilitation to document the work conducted by the contractor and ensure that the work was conducted in accordance with the specifications and contractor quotation. Provide field testing services to measure well performance and water quality prior to approving well rehabilitation completion.

Task 3 – Prepare Technical Memorandum

CCI will prepare a technical memorandum (TM) for electronic mail submittal summarizing the well rehabilitation activities and results at the conclusion of this field work. The TM will include a summary of the rehabilitative approach, the contractor who performed the work, dates of work, quantities of materials and chemicals used, performance testing results, sand and SDI measurements, photographs of the work stages and other pertinent information.

Cost of Services

CCI will provide these services on a lump sum basis, invoicing monthly on a percent (%) complete basis for a fee of \$9,420.00.


Cost Notes/Assumptions

1. CCI has estimated 60 hours of total oversight for rehabilitation activities. Onsite services are based on the assumption that the water well contractor and drilling crew selected for this project are competent and capable of completing the project as designed and that the project will be completed under a typical schedule for these services.
2. If additional time beyond our estimate is required, services will be invoiced at \$120/hr. Additional services not outlined in this scope of work will be performed as a change order with pre-approval prior to execution of additional work.
3. Invoices will be sent on a monthly basis.
4. Payment must be made within 30 days of invoice date. Late payments subject to 1.5% monthly interest charge.

Please don't hesitate to call or email me if you have any questions.

Sincerely,

CONNECT CONSULTING, INC.



James L. Andersen, P.G.
Principal Hydrogeologist

Cc: David Robertson P.G.
Gary Eichler, P.G.
Thomas Freeman

Centerline Drilling, Inc.

1696 Old Okeechobee Road
 Suite 3-C
 West Palm Beach, FL 33409
 Water Well Contractor License #11132

Estimate

Date	Estimate #
2/9/2018	17-189

Name / Address
Globaltech, Inc. 6001 Broken Sound Parkway NW Suite 610 Boca Raton, Florida 33487

Description	Qty	Project	
		Rate	Total
CSID - Well #9 Rehab			
Mobilization	1	3,500.00	3,500.00
Pre-Rehabilitation Down Hole Video	1	850.00	850.00
Brushing of Well Casing & Screen	4	200.00	800.00
Air Lift Development (post brushing)	2	200.00	400.00
Well Disinfection	1	800.00	800.00
Air Lift Development (post disinfection)	2	200.00	400.00
Chemical Treatment Application #1 w/ surging and pH Monitoring	1	7,500.00	7,500.00
Additional Chemical Treatments (30%) w/ surging and pH Monitoring	3	3,000.00	9,000.00
Air Lift Development (post treatment)	2	200.00	400.00
High Pressure Jetting	30	200.00	6,000.00
High-Rate Pumping Development	30	200.00	6,000.00
Step-Drawdown Pumping Test	3	200.00	600.00
Post-Rehabilitation Down Hole Video	1	850.00	850.00
Install Pump w/ new splines and O-rings, Flow Test, Leak Check	1	2,000.00	2,000.00
Provide & Install new SS Discharge Head		0.00	0.00
Add 10-ft x8-inch Certa-Lok column pipe and electrical and safety cabling	1	1,000.00	1,000.00
Well Disinfection	1	800.00	800.00
Demobilization and Clean Up	1	500.00	500.00
Standby Time (rig & crew on site) \$175.00 per hour		0.00	0.00
Standby Time (rig only on site) \$75.00 per hour		0.00	0.00
Thank you for the opportunity to bid this job.		Total \$41,400.00	
Phone #	Fax #		
(561) 615-0988	(561) 429-8107		
E-mail			
CTRLINEDRILLING@AOL.COM			

Centerline Drilling, Inc.

1696 Old Okeechobee Road
 Suite 3-C
 West Palm Beach, FL 33409
 Water Well Contractor License #11132

Estimate

Date	Estimate #
2/9/2018	17-190

Name / Address
Globaltech, Inc. 6001 Broken Sound Parkway NW Suite 610 Boca Raton, Florida 33487

		Project		
		CSID - Well #9 Rehab		
Description	Qty	Rate	Total	
Provide & Install new SS Discharge Head Option: Sandblast, clean, and prime existing well head and install new flange gasket and flange bolts. \$ 2,000.00.	1	15,500.00	15,500.00	
Thank you for the opportunity to bid this job.		Total \$15,500.00		
Phone #	Fax #			E-mail
(561) 615-0988	(561) 429-8107			CTRLINEDRILLING@AOL.COM

Attachment B

Redevelopment Scope of Services

**SPECIFICATIONS FOR REHABILITATION OF
SURFICIAL AQUIFER PUBLIC WATER SUPPLY PRODUCTION WELL No. 9**

**CORAL SPRINGS IMPROVEMENT DISTRICT
CORAL SPRINGS, FLORIDA**

GENERAL DESCRIPTION OF WORK

The purpose of this specification is to provide for the furnishing of all labor, equipment, and performing all operations for the rehabilitation of surficial aquifer public water supply production well No. 9 (W-9) for the Coral Springs Improvement District (OWNER) in Coral Springs, Broward County, Florida. The drilling contractor (CONTRACTOR) shall be sub-contracted by the OWNER's representative, Globaltech Inc. (GTI). All materials will be purchased and provided by the well CONTRACTOR, except as noted. The conceptual well rehabilitation details are provided in this Specification. **Table 1** summarizes the construction details of well W-9.

Table 1- CSID Public Water Supply Well No. 9 Construction Details

Well	Year Drilled	Well Diameter (Inches)	Total Well Depth (feet)	Cased Depth (feet)	Casing Material	Screen Interval (feet)	Screen Material	Pump Inlet Elev. (Feet)	Pump Type
W-9	2002	16	140	80	16" Certalok PVC	80-140	0.080" SS Wire Wrap	54	Sub

Notes: all depths are referenced from land surface and top of 16" PVC. Outer 24" dia. steel casing is approximately 24" above top of PVC and approx. 12" above concrete pad. Data obtained from well evaluation conducted in August 2015 (report attached).

Background

CSID plans to rehabilitate existing PWS well W-9 to provide additional flow and pressure to the nanofiltration (NF) water treatment plant (WTP), meet regulatory requirements, and improve the reliability, maintenance, and redundancy to provide a firm capacity of raw ground water to the WTP. In preparation for this work, CSID retained Globaltech, Inc. (GTI) to conduct a well evaluation of W-9. The work was conducted in April 2015 and included:

1. Removal and inspection of the submersible pump and motor;
2. Conducting static and dynamic borehole video surveys;
3. Performing a short-term specific capacity pumping test;
4. Installing a new pump and motor; and
5. Installing a new 1-inch PVC stilling well to accommodate a water level pressure transducer.
6. Replaced splines and O rings on the 8" Certaloc column pipe.
7. Disinfection of the well facility, demobilization and cleanup.

The results of the evaluation documented that the specific capacity of the well needs improvement to obtain the full design capacity of at least 750 gpm. A summary of the evaluation work and findings from W-9 is included with this RFQ. If available, the existing down hole video conducted as part of the evaluations can be provided upon request.

The purpose of this RFQ is to solicit a quotation from a qualified water well contractor to implement well rehabilitation.

Scope of Work

The following tasks are envisioned as part of the rehabilitation efforts:

1. Mobilize all equipment, supplies, and personnel to the site after providing a minimum 2-day notification to Owner prior to arrival. Access to the site shall be either through Cypress Creek Park located on the corner of Coral Springs Drive and Lakeview Drive or, if approved by CSID and GTI, using a private access route via Harbor Inn Drive through the Innovo community accessed from Atlantic Avenue.
2. Take pre-construction photographs of the site access route, well site and wellhead to be submitted as referenced as pre-re-construction conditions. The site and access route is to be restored by the CONTRACTOR returned to CSID in equal or better condition.
3. Disconnect power supply (to be conducted by CSID) and remove wellhead discharge plate.
4. Replace the discharge head with new type 316 stainless steel (SS) discharge head of same construction. New discharge head should have ports (power, vent, level, etc.) of same size and configuration to match the old discharge head. Paint any metal or plastic component that were replaced or marred during work with olive green color paint to match existing using Themec paint approved for NSF Standard 61 use. Include new 316 SS Certa-Lok adapter, gravel fill port, pump safety cable clip fittings, bolts, washers, and nuts.
5. Remove existing well pump and store, up off the ground and covered with plastic sheeting in a secure location either at the CSID water treatment plant or the CONTRACTOR's shop.
6. When CONTRACTOR is not on site or the well is left overnight, the CONTRACTOR shall install and securely bolt a blind flange to the existing wellhead each night. The well enclosure gate shall also be closed and locked each night.
7. Megger existing pump wire during pump removal. Meggering to be documented by CONTRACTOR and witnessed by CSID.
8. Conduct pre-rehabilitation borehole video (at your discretion since recent videos were done in August 2015 and can be provided upon request).
9. Measure the gravel pack depth and provide a minimum of 6,000 pounds (two supersacks) of replacement gravel pack. Gravel pack shall be Edgar Minerals 4x9 with maximum gravel size to accommodate 0.080 slot screen (discuss with CCI).
10. Brush well casings and screen using a heavy duty nylon brush to remove scale, mineral, and biofouling deposits (assume 4 hours minimum).
11. Air lift well to remove debris created by brushing (assume 4 hours minimum).
12. Disinfect well with liquid or pre-mixed granular chlorine (minimum strength should be 200 ppm) applied using a tremie pipe to ensure distribution throughout entire screened interval and surged to agitate well and aid in distribution.
13. Air lift well to remove residual chlorine and debris (assume 2 hours minimum).
14. Mix and pump a solution of sulfamic and hydrochloric acid into the well using a tremie line set to the top of the well screen. The tremie line shall be lowered (or raised) during application to ensure distribution of acid solution throughout the screen interval. Acid solution should be a minimum of 20% strength sulfamic

- with 3% hydrochloric acid and the total volume should be equal to or greater than 1 well volume.
15. Immediately begin well development using a surge block or approved alternate to force the acid solution out into the filter pack and surrounding geologic formation. A vertical block speed of 3–5 feet per second is critical to gain movement during the development process.
 16. Monitor pH of the well water 2 hours after starting development using a discrete sampling device such as a double valve bailer or other discrete sampling device and maintain a pH of 2 (or less) until the pH becomes stable after several hours. If pH increases above 3, mix and pump a second batch of sulfamic/hydrochloric acid that is ~30% of the initial volume at the same strength (20%/3%). Continue to surge the well and monitor pH every 2-3 hours. Before leaving the site for the day, check pH and adjust (add another 30% solution) if above 2.5. Be prepared to conduct up to 3 pH adjustments after the initial acid application.
 17. Surge the well the next day for 15-20 minutes before checking pH. If pH is less than 3, continue to surge and monitor pH every 2 hours. When pH remains below 3 for several hours, the chemical treatment is complete.
 18. Be prepared to let the acid solution remain in the well for up to 3 days after pH adjustments are complete.
 19. After chemical treatment is complete, airlift the well to remove debris and adjust pH (assume minimum 4 hours).
 20. Conduct high pressure jetting/simultaneous air lifting within the entire screen interval to remove sediment and debris that may be present in the filter pack. Assume up to 30 hours of jetting/air lifting time may be required.
 21. Install test pump to raw hide develop the wells at a flow rate of 1000-1200 GPM until the turbidity is less than 1.0 NTU, SDI measurements are less than 3.0 and the sand rate is at or below 1 mg/L after 30 minutes of pumping time.
 22. Surge and pump the well at the same rates as above until the turbidity and sand rate at pump following startup are at or near 1.0 NTU and less than 1 mg/L after 10 minutes. Assume up to 30 hours of raw hide development time.
 23. Conduct 3-rate step drawdown pumping test for 60 minutes per step at pumping rates of 500, 750, and 1000 GPM. Collect and record water level data every 5 minutes.
 24. Conduct 2 hour constant rate test at 750 GPM. Collect and record water level data every 5 minutes.
 25. Conduct post-rehabilitation borehole video survey under static and pumping conditions. Record video onto DVD and provide 1 field copy and 6 final copies on DVD.
 26. Install existing or new pump provided by client using existing Certa-Lok column pipe. Inspect splines and O-rings and replace if needed for all column joints. Provide an additional new 10-foot section of 8-inch Certa-Lok column pipe to allow for 60 foot pumping setting depth (currently 50 feet).
 27. Install continuous new cabling and safety cable to accommodate the additional 10 feet of column pipe. Splice method shall be approved by CSID prior to performing wire splice.
 28. Meggering of pump shall be conducted by CONTRACTOR and witnessed by Owner. Megger test shall be performed with motor, pump and wire under water. If the wire (or pump) meggers bad, installation shall be halted and Owner notified immediately.
 29. Flow test the pump through bypass piping, check wellhead piping for leaks via bubble testing witnessed by Owner. Retighten fittings as necessary.

30. Disinfect well in accordance with AWWA 654-03. Owner will perform bacteriological sampling and analysis. If bacteriological testing performed by Owner does not pass, CONTRACTOR may be required to disinfect well up to three times at no additional cost.
31. Restore site to pre-work condition and demobilize from site.

1. LOCATION OF WORK

The work will be performed at the location of existing well W-9 located in Cypress Park on Coral Springs Drive in the City of Coral Springs, Florida. Access to the site to be coordinated with CSID and GTI.

2. DEFINITIONS

Whatever the following words or pronouns occur in these specifications and contract documents, they shall have the meaning herein given:

- (1) The word "OWNER" shall mean Coral Springs Improvement District (CSID).
- (2) The word "OWNER'S REPRESENTATIVE" OR "HYDROGEOLOGIST" (Globaltech/Connect Consulting, Inc.) shall mean the person, firm or corporation entering into a contract with the OWNER to oversee the CONTRACTOR and verify work performed.
- (3) The word "CONTRACTOR" (Well Driller) shall mean the person, firm or corporation, supplying labor and materials or labor for work at the site of the project.

3. MATERIALS

Well rehabilitation materials shall be NSF approved and provided by the CONTRACTOR in accordance with the following requirements:

- a. Drilling Fluids: All development fluids shall be containerized in above ground tanks. Dug mud pits will not be permitted. Tanks shall be of sufficient size and construction to allow settling or removal of cuttings and prevent their discharge off site. The CONTRACTOR is responsible for the removal and proper disposal of all drilling fluids, and cuttings. Disposal of drilling fluids and cuttings shall be in accordance with any and all applicable regulatory requirements. OWNER will provide a source of fresh water.
- b. Test Pumping Equipment: Test pumps, motors, and associated components including flow meters, water level meters, sand cone tester, discharge piping, fittings, and any other equipment required to successfully complete well development and test pumping shall be in good working condition, free from defects, and capable of meeting or exceeding the pumping requirements in this specification. CONTRACTOR is responsible for and shall provide all test pumping equipment. Flow meter calibration shall be within 6 months and a certificate of calibration shall be provided prior to starting work.
- c. Disinfection Chemicals: The disinfection agent shall be either "Steriline", liquid chlorine or sodium hypochlorite, and calcium hypochlorite powder.

- d. Rehabilitation Chemicals: The chemicals used for well rehabilitation shall be approved forms of 99% technical grade granular sulfamic acid and 20 degree liquid hydrochloric acid (inhibited).

4. WELL DEVELOPMENT

The CONTRACTOR shall provide settling tanks for settlement of solids from the discharge water at a location approved by the Client. If required, a transfer pump shall be used to pump discharge water to the designated discharge location. The CONTRACTOR shall anticipate that at least 500 feet of 8-inch diameter "lay-flat" discharge hose or piping will be required to transmit discharge water to an outfall point. The CONTRACTOR shall set up and maintain discharge water transmission hose. CONTRACTOR provided system shall be sufficient to provide settling of solids and transmission of water at the specified flow rates.

Discharge water shall always be contained and under control by the CONTRACTOR. Any erosion that results from the discharge water shall be immediately repaired by the CONTRACTOR to its previous non-eroded condition. The CONTRACTOR shall ensure that the discharge water does not impact adjoining properties, does not flood the project site and does not cause a nuisance in general. The CONTRACTOR shall comply with all local regulations and ordinances related to the discharge of water generated from development and pumping tests. When discharging to the adjacent surface water canal, the CONTRACTOR shall install a floating turbidity barrier (boom) that contains potential discharge of turbidity related to the Work. The boom shall extend from the top of the water surface to the bottom of the canal and surround the area of discharge into the canal, not less than a 15 feet radius.

5. DOCUMENTATION

Detailed daily driller's reports shall be maintained and submitted as requested by the OWNER'S REPRESENTATIVE. The reports shall give a complete description of all activities occurring each day, including a description of the work, quantities of materials installed, measurements taken, time of day arriving to the site and leaving the site, number of hours on the job, shut down, feet of casing set, and other pertinent data requested by the OWNER'S REPRESENTATIVE. Daily measurements shall include but not be limited to: gravel depths, hourly water discharge sand measurements, pumping rates, daily static and drawdown measurements, other observations. The CONTRACTOR shall collect and record water level data during the pumping tests and submit such data to the OWNER'S REPRESENTATIVE. The CONTRACTOR shall record all quantities of materials used, intervals worked on, and any other pertinent information.

6. COMPLETION SCHEDULE

The CONTRACTOR is given a project time frame of 4 weeks or 28 days from NTP to rehabilitate the well. The CONTRACTOR shall provide a schedule and sequence for each task to allow for monitoring of progress. The schedule should be in days and/or weeks from receipt of authorization from OWNER.

The CONTRACTOR may provide an alternative sequence of activities from the one provided in this specification. OWNER and the OWNER'S REPRESENTATIVE will review and consider the alternative sequence during the bid evaluation process.

7. COST FOR WELL CONSTRUCTION

The OWNER intends to pay CONTRACTOR for well rehabilitation on a fixed fee basis in accordance with the schedule of values provided.

Lump sum cost per well:

1. Well 9 \$ _____ \$ _____

Start Date: _____

Days to Complete/well: _____

By: _____ (Company Name)

_____ (Signature of Authorized Representative)

_____ (Name of Authorized Representative)

_____ (Date)

Conditions may require work that is in addition to the anticipated work described above, please provide unit costs as a schedule of values to those potential work tasks to avoid conflict during rehabilitation.

**Schedule of Values
Unit Cost Rate Table**

Item No.	Description	Qty.	Unit	Rate	Total
Base Bid Scope of Work					
1	Mobilization	1	each		
2	Pre-Rehabilitation Down Hole Video	1	Each		
3	Brushing of Well Casing & Screen	4	Hour		
4	Air Lift Development (post brushing)	2	Hour		
5	Well Disinfection	1	Each		
6	Air Lift Development (post disinfection)	2	Hour		
8	Chemical Treatment Application #1 w/ surging and pH Monitoring	1	Each		
9	Additional Chemical Treatments (30%) w/ surging and pH Monitoring	3	Each		
10	Air Lift Development (post treatment)	2	Hour		
11	High Pressure Jetting	30	Hour		
12	High-Rate Pumping Development	30	Hour		
13	Step-Drawdown Pumping Test	3	Hour		
15	Post-Rehabilitation Down Hole Video	1	Each		
16	Install Pump w/ new splines and O-rings, Flow Test, Leak Check	1	Each		
17	Provide & Install new SS Discharge Head	1	Each		Option
18	Add 10-ft x8-inch Certa-Lok column pipe and electrical and safety cabling	1	Each		
19	Well Disinfection	1	each		
20	Demobilization and Clean Up	1	each		
21	Standby Time (rig & crew on site)*	Hr.	1		
22	Standby Time (rig only on site)*	Day	1		
Total (Base Bid Only):					

* - do not include in total

Questions regarding this proposal should be submitted no later than 7 days prior to the bid submittal date. Questions should be submitted to:

Jim Andersen, P.G.
Connect Consulting, Inc.
1907 Commerce Ln, Ste 104
Jupiter, Florida 33458
E-mail: jandersen@cciwater.com
561-758-2475 Mobile

Ninth Order of Business

RESOLUTION 2018-6

WHEREAS, the Coral Springs Improvement District (the “District”) operates a potable water distribution system and wastewater treatment and disposal system that serve a substantial portion of residential and commercial development within the City of Coral Springs, and,

WHEREAS, District staff has utilized certain tables within Chapter 7 of the Florida Plumbing Code, 2014, version incorporated herein as Exhibit # 1 to apply fixture unit values to all water and wastewater fixtures and calculate equivalent residential connections for potable water and wastewater treatment services to commercial accounts connected to the District systems, and,

WHEREAS, the Board of Supervisors of the District has determined that it is appropriate to formally adopt the Chapter 7 tables of the Florida Plumbing Code as District policy for calculation of equivalent residential connection values for all water and sewer devices serving commercial properties.

NOW THEREFORE, BE IT RESOLVED:

1. Chapter 7, Table 701 – 709 of the Florida Plumbing Code, 2014 is hereby adopted as District Policy for the purpose of calculating equivalent residential connection values for all water and sewer services to commercial properties within the District.

DONE AND ORDERED this 19th day of February, 2018.

BOARD OF SUPERVISORS OF THE
CORAL SPRING IMPROVEMENT
DISTRICT

By: _____
Dr. Martin Shank, President

APPROVED AS TO FORM:

Terry E. Lewis, General Counsel
Lewis, Longman and Walker, P.A.

Tenth Order of Business

Prepared by and return to:
 Terry E. Lewis, Esquire
 Lewis, Longman & Walker, P.A.
 515 North Flagler Drive, Suite 1500
 West Palm Beach, Florida 33401

RK CENTERS CORAL PALM PLAZA, LLC CONTRACT

This contract is made and entered into this 26th, day of February, 2018 between the Coral Springs Improvement District (the “District or “CSID”), its successors or assigns, an independent special district and political subdivision of the State of Florida created pursuant to Chapter 298, Florida Statutes and special act whose address is 10300 NW 11th Manor, Coral Springs, Florida, 33071 and RK Coral Palm Plaza, LLC (the “Owner”) its successors or assigns, a limited liability corporation doing business in the State of Florida whose address is RK Coral Palm Plaza, LLC c/o RK Centers, 17100 Collins Avenue, Suite 225, Sunny Isles Beach, FL 33160.

In consideration of the mutual agreements and covenants contained in this contract, the parties hereby agree as follows:

A. STATEMENT OF BACKGROUND INFORMATION

1. The Owner is the fee simple title holder of the Coral Palm Plaza (the “Plaza”), a commercial building located in Coral Springs Florida.
2. The Owner has subdivided the Plaza into numerous bays or subunits for various commercial, businesses and leases the individual bays to several different commercial businesses.
3. The Owner receives potable water services from the District for the entire Plaza via a single master water meter. Potable water is distributed to individual lessees within the Plaza by way of water lines, meters and related facilities installed by the Owner for the purpose of billing all lessees for potable water use.
4. The Owner bills each lessee monthly for potable water consumption according to an allocation system the Owner utilizes to allocate the costs of potable water service. The District has no knowledge of how the cost allocation is made by the Owner.
5. Currently, Owner pays the District for the amount of bulk water delivered to the master meter at the Plaza.
6. Owner and the District now agree that as of the reading taken on February 8th, 2018 the District will bill each Plaza lessee monthly for the delivery of potable water to the individual leased bays.

B. FACILITY MAINTENANCE

The Owner agrees that the Owner is solely responsible for the maintenance, repair or replacement of all potable water lines, meters and related facilities located within the Plaza. Further, Owner is responsible for the accuracy of water meters within the Plaza. Provided however, the District agrees that the District will notify the Owner within “8” hours of detecting identified or suspected leaks or other repairs necessary for the safe, efficient delivery of potable water to Plaza lessees.

C. OBLIGATIONS FOR BILLING AND PAYMENT FOR POTABLE WATER SERVICE

1. The District will bill each lessee of a bay or subunit within the Plaza for potable water delivery in accordance with the District’s monthly billing cycle and potable water rate structure. The District will not require a deposit for the delivery of potable water to current lessees of Owner as of the date of this contract taking effect. Sewer Service will be charged per the attached rate schedule. Exhibit A.
2. Owner agrees that Owner shall notify the District of any change in lessees within 30 days of the termination of a lease and execution of a new lease. Any new lessee shall be billed for a deposit according to the District’s deposit rate schedule attached and incorporated herein. Exhibit A.
3. Owner agrees that Owner shall be responsible for all water or sewer charges which are not billed through the sub-meters within the Plaza. The cost to Owner shall be calculated as the difference between total water consumption at the sub-meters and consumption at the master meter. Owner shall submit payment to the District within 30 days of notification by the District of the amount due for the month just past. “Sewer Charges may not apply”.
4. Each month, the District shall notify the Owner via the U.S. Postal Service, electronic mail or by hand delivered correspondence of all past due lessee accounts and will proceed to levy delinquent charges, in keeping with District policy attached and incorporated herein. Exhibit #2. All delinquent lessee balances are the responsibility of the Owner. Owner shall pay the District for any delinquent account within 30 days of notification of the delinquency. Failure to bring a delinquent account current prior to the District’s next billing cycle will result in termination of District services to the delinquent lessee pursuant to District policies.

D. TERMINATION OF AGREEMENT/RECORDATION

This contract may only be terminated by written consent of the District and the Owner and may not be terminated so long as the District continues to provide potable water and sewer services to the Plaza and the Owner’s lessees. This contract shall be binding on the Owner, its successors

or assigns, the District, its successors or assigns, and shall be recorded in the Official Records of Broward County, Florida with the Clerk of the Courts of Broward County, Florida.

E. NOTICE

Any notice to a party required by this contract must be in writing and signed by an authorized agent of the party giving notice. Such notice may be provided to the other party via the U.S. Postal Service, by electronic mail or hand-delivered. Notice shall be given to the following representatives of the parties:

As to the District: Kenneth G. Cassel, District Manager
 Coral Springs Improvement District
 210 N. University Drive, Suite 702
 Coral Springs, FL 33071
 Telephone: (954) 603-0031

With a copy to: Terry E. Lewis, Esquire
 Lewis, Longman & Walker, P.A.
 515 North Flagler Drive, Suite 1500
 West Palm Beach, FL 33401
 Telephone: (561) 640-0820
 Facsimile: (561) 640-8202

As to the Owner: RK Coral Palm Plaza, LLC
 c/o RK Centers
 17100 Collins Avenue, Suite 225
 Sunny Isles Beach, FL 33160
 Telephone:
 Facsimile:

F. JURISDICTION/VENUE

Jurisdiction for any dispute between the parties shall be the Circuit Court for Broward County Florida. Venue shall be Broward County, Florida.

G. ATTORNEY FEES AND COSTS

In the event of any dispute requiring resolution by a court of competent jurisdiction, the prevailing party as evidenced by a final, un-appealed order granting the relief requested shall be entitled to an award of its reasonable attorneys' fees and costs.

H. SEVERABILITY

If any provision of this contract shall be held invalid or unenforceable, the remainder of this contract shall not be affected thereby and shall continue in full force and effect and be enforced to the fullest extent permitted by law.

I. ENTIRE AGREEMENT

This contract constitutes the entire understanding between the parties regarding the provision of water services by the District to the Coral Palm Plaza and the Owner's lessees within the Plaza. This contract may be modified upon mutual consent of the parties in writing.

J. BINDING AUTHORITY

Each person signing this contract on behalf of either the District or the Owner individually warrants that he or she has the full legal power to execute this contract and to bind and obligate the party represented with respect to all provisions of this contract.

K. EFFECTIVE DATE

This agreement shall become effective on the latest date signed by a party.

[THIS PAGE IS INTENTIONALLY LEFT BLANK]

CORAL SPRINGS IMPROVEMENT DISTRICT

By: _____
Martin Shank, President

Dated: _____

APPROVED AS TO FORM:

By: _____
Terry E. Lewis, Esquire

Dated: _____

STATE OF FLORIDA
COUNTY OF BROWARD

On this 26th day of February, 2018, before me, the undersigned Notary Public of the State of Florida, the foregoing instrument was acknowledged by _____ (name of District representative), _____ (title), of Coral Springs Improvement District, a political subdivision.

WITNESS my hand and official seal.

Name of Notary Public
(print, stamp or type as commissioned)

Personally known to me, or
Produced identification:

(type of identification produced)

RK CORAL PALM PLAZA, LLC

By: _____

(Officer or Title)

Dated: _____

STATE OF FLORIDA
COUNTY OF BROWARD

On this ____ day of _____, 2018, before me, the undersigned Notary Public of the State of Florida, the foregoing instrument was acknowledged by _____ (name of Owner), _____ (title), of RK Coral Palm Plaza, LLC, a limited liability corporation.

WITNESS my hand

and official seal.

Name of Notary Public (print, stamp or type as commissioned)

Personally known to me, or

Produced identification:

(type of identification produced)

Revised 9/22/92

EXHIBIT "A"

**CORAL SPRINGS IMPROVEMENT DISTRICT
RATES, FEES AND CHARGES**

A) RESIDENTIAL RATES:

1. USER RATES

WATER:

MINIMUM CHARGE \$10.00 per unit per month.

COMMODITY CHARGE

Moderate Density Units:

\$1.90 per 1,000 gallons for 3,001 to 12,600 gallons per unit per month.

\$3.01 per 1,000 gallons for 12,601 to 25,200 gallons per unit per month.

\$4.12 per 1,000 gallons for over 25,200 gallons per unit per month.

Medium and High Density Units:

\$1.90 per 1,000 gallons for 3,001 to 7,600 gallons per unit per month.

\$3.01 per 1,000 gallons for 7,601 to 15,200 gallons per unit per month.

\$4.12 per 1,000 gallons for over 15,200 gallons per unit per month.

SEWER:

100 % OF WATER.

2. METER FEES AND DEPOSITS.

Meter Size:	Meter Fee:	Meter Deposit:
5/8 X 3/4"	\$ 550	\$ 100
1"	650	115
1 1/2"	800	150
2"	\$380 per unit plus cost of meter.	230
3"	\$380 per unit plus cost of meter.	460
4"	\$380 per unit plus cost of meter.	1,500
6"	\$380 per unit plus cost of meter.	2,500
8"	\$380 per unit plus cost of meter.	5,000

Sprinkler Meter	1/2 the meter fee rate for the size meter required.	As above based on meter size.
-----------------	---	-------------------------------------

	FY 2009-10	FY 2010-11	FY 2011-12	FY 2012-13
Commercial				
Base Water per ERC	\$38.20	\$42.02	\$44.12	\$46.33
Base Wastewater per ERC	\$38.20	\$42.02	\$44.12	\$46.33
0-3,000 gallons			\$3.28	\$3.44
3,001-12,600 gallons	\$2.84	\$3.12	\$5.20	\$5.46
12,601- 25,200 gallons	\$4.50	\$4.95	\$7.12	\$7.48
over 25,200 gallons	\$6.16	\$6.78		

The above rates are per thousand gallons per ERC per month

	FY 2009-10	FY 2010-11	FY 2011-12	FY 2012-13
Irrigation				
0-25,200 gallons	\$4.50	\$4.95	\$5.20	\$5.46
over 25,200 gallons	\$6.16	\$6.78	\$7.12	\$7.48

The above rates are per thousand gallons per month

For further information, please call 954-753-0380.

Any persons requiring special accommodations at this meeting because of a disability or physical impairment should contact the District Office at (954) 753-5841 at least three calendar days prior to the meeting. Each person who decides to appeal any decision made by the Board with respect to any matter considered at the meeting is advised that person may need to ensure that a verbatim record of the proceedings is made, including the testimony and evidence upon which such appeal is to be based.

Kenneth Cassel
District Manager

Eleventh Order of Business

AMENDMENT

That certain contract between the Coral Springs Improvement District and Phillips and Jordan Inc. for Project 2017-11 approved by the Coral Springs Improvement District Board of Supervisors and executed June 19th, 2017 is hereby amended to add the following additional requirements, sections 8.17 and 8.18 to said contract:

8.17 Contract Use by the Sunshine Water Control District

Whereas Coral Springs Improvements District, hereinafter referred to as the "District", and Phillips and Jordan, Inc., hereinafter referred to as the "CONTRACTOR," did enter into agreement for Disaster Debris Removal and Disposal Services, Project No. 2017-11, approved June 19, 2017, hereinafter referred to as the "CONTRACT," and;

Whereas the DISTRICT recognizes the need to clarify its intent to make the CONTRACT available to the Sunshine Water Control District to purchase disaster debris removal services, and;

Whereas such procurement arrangement is allowed for in Florida Statutes 189.053 and in the Federal Emergency Management Agency's Procurement Guidance for Recipients and Sub recipients Under 2 CFR Part 200 (Uniform Rules) Supplement to the Public Assistance Procurement Disaster Assistance Team (PDAT) Field Manual, dated June 21, 2016, Chapter 6, Assignment of Contract Rights;

Now, therefore, the CONTRACT is hereby amended as follows:

This CONTRACT constitutes an offer to the Sunshine Water District to retain the CONTRACTOR under the same terms and conditions, for the same prices and for the same effective period as specified in this CONTRACT, should the CONTRACTOR deem it in the best interest of their business to do so, and the CONTRACT complies with procurement requirements of the Sunshine Water Control District.

The CONTRACT in no way restricts or interferes with the Sunshine Water Control District from Re-solicitation for any or all items specified in the CONTRACT.

8.18. Public Records

IF THE CONTRACTOR HAS QUESTIONS REGARDING THE APPLICATION OF CHAPTER 119, FLORIDA STATUTES TO THE CONTRACTOR'S DUTIES TO PROVIDE PUBLIC RECORDS RELATING TO THIS CONTRACT, CONTACT THE CUSTODIAN OF PUBLIC RECORDS FOR THE CORAL SPRINGS IMPROVEMENT DISTRICT AT 954-603-0033, EXT. 40532, SANDRA.DEMARCO@INFRAMARK.COM, 210 N. UNIVERSITY DRIVE, SUITE 702; CORAL SPRINGS, FL 33071.

CORAL SPRINGS IMPROVEMENT DISTRICT

By: _____ Dated: _____
Martin Shank, President

APPROVED AS TO FORM

By: _____ Dated: _____
Terry E. Lewis, Esquire

PHILLIPS AND JORDAN, INC.

By: _____ Dated: _____
Name and Title

Twelfth Order of Business

12B.

Globaltech, Inc.
CSID Engineer's Report
February 26, 2018

PROJECTS UNDER CONTRACT

WA #118 – Margate Interconnect – Closeout

- Tie-in to Margate system – 1/16/18.
- Site restoration complete
- Closeout documents being prepared
- Coordinating interconnect testing with Margate and CSID staff

WA #123 – Canal Sites 6 – 12 Assessment – Closeout

- Presentation to Board – 2/26/18.

WA #124 – Effluent Pump Station Electrical Improvements – Closeout

- Authorization approved by Board – 5/15/17
- Final walkthrough conducted 2/07
- Addressing punch list items
- Closeout documents being assembled.

WA #127 – Plant F Return Activated Sludge Valve Replacement - Closeout

- Mechanical work completed 10/04/17 – new valve operational.
- Sod planted 1/30/18

WA #128 – Sodium Hypochlorite Tank 1 & 3 Replacement – In Progress

- Authorization approved by Board – 10/23/17
- Shop drawings submitted to CSID – 1/11/18
- Tanks ordered 1/18/18 – Delivery anticipated mid-April

WA #129 - Fluoride System Replacement – In Progress

- Authorization approved by Board – 10/23/17
- Grant agreement approved
- Project kick off meeting conducted 1/10/18
- Working on drawings and permit

WA #130 – WWTP Plant D Assessment – Complete

- Authorization approved by Board – 12/18/17
- Issued operational advisory for Plant C on 12/27/18
- Conducting slab cores and concrete tension testing in January
- Final Report issued 2/16/18
- Presentation to Board – 2/26/18

WA #131- HSP 7 Modifications – In Progress

- Approved by Board – 1/22/18
- Kickoff meeting 2/06/18
- Preparing drawings

**Globaltech, Inc.
CSID Engineer's Report
February 26, 2018**

PROJECTS UNDER CONTRACT (CONT.)

WA #132 – PW No. 6 - VFD Installation – In Progress

- Working with CC Controls to order panel
- Shop drawings to be reviewed by staff
- Scheduling concrete slab extension

WA #133 - Facility Arc-Flash Study – In Progress

- Prepared subcontract for Larry Smith & Associates
- Prepared and submitted project schedule
- Field assessment scheduled to begin week of 2/19

PROJECTS UNDER DEVELOPMENT

WA #134 – PW No. 9 – Redevelopment – on February Board

WA #135 – DIW 24-inch Valve Replacement – on March Board

WA #136 – DIW Buried Valve Replacement - on March Board

WA #137 – High Service Pump and Motor Replacement (No. 2) – on March Board

- Met with David McIntosh and Joe Stephens on 2/06 to scope out project

WA #13X – Ground Storage Tank Hydraulic Assessment – March Board

- Met with Joe Stephens week of 2/15 to scope out project

WA #13X – Generator Diesel Fuel Line Replacement – March Board

- Met with Joe Stephens on 2/15 to scope out project

WA #13X - DIW Monitor Well Replacement – Under development

12C.

Coral Springs Improvement District
Utility Billing Work Orders

2018	Jan	Feb	Mar	Apr	May	June	July	Aug	Sept	Oct	Nov	Dec	TOTAL
<i>Customer Inquiry requiring work order</i>	42												42
<i>Mis-Reads</i>	1												1
<i>Meter Calibration Tests</i>	0												0

Coral Springs Improvement District
Utility Billing Work Orders

2017	Jan	Feb	Mar	Apr	May	June	July	Aug	Sept	Oct	Nov	Dec	TOTAL
<i>Customer Inquiry requiring work order</i>	24	27	25	38	35	34	26	30	33	29	15	23	339
<i>Mis-Reads</i>	0	1	1	0	0	0	0	0	1	0	1	0	4
<i>Meter Calibration Tests</i>	0	0	0	0	0	0	0	0	0	0	0	0	0

Coral Springs Improvement District
Utility Billing Work Orders

2016	Jan	Feb	Mar	Apr	May	June	July	Aug	Sept	Oct	Nov	Dec	TOTAL
-------------	-----	-----	-----	-----	-----	------	------	-----	------	-----	-----	-----	-------



February Report to the Board of Directors for the Water Plant

Report Includes Updates through 2/14/2018

Well #9 rehabilitation

Based on Globaltech's well replacement/rehabilitation schedule, and staff's data, well 9 is earmarked to be rehabilitated next. This well is currently our lowest producer and is the only well in 4-11 that still has its original 40hp motor (the rest are 50hp). There is a work authorization from Globaltech, in the amount of \$66,419, being presented for your consideration at this February Board of Supervisors meeting. This project is budgeted for in this fiscal year. Globaltech is subcontracting with Connect Consulting (hydrogeologist) and Centerline Drilling (well driller) to complete this work. Once the well is rehabilitated we will be installing a 50hp motor and a pump with a higher discharge head capability. We expect that we will increase this well's capability from 350 gpm (gallons per minute) to around 750 gpm without any drawdown issues. Once complete, AMPS will be responsible for maintaining this new improved performance via our well maintenance program/agreement that we have in place with them.

Train feed motor bearings

Condo Electric refurbished the 250hp vertical feed motor from train #1 and then installed it on train #3. It was working well and the noise reduction was significant and then Pedro noticed it was louder than usual. We had a vibration analysis completed and it identified an issue with the bearings. Condo Electric removed the motor, took it back to their shop, and is assessing the situation. They installed another motor they replaced the bearings on in its place. It is working fine thus far.

Fluoridation system upgrade (Grant)

The Florida Dental Health Program has offered us a grant in the amount of \$205,000 to upgrade our fluoridation system. This is the oldest chemical feed system at the water plant and is in need of replacing. The grant contract was fully executed on 12/21/2017. We met with Globaltech on 1/10 to go over the preliminary design and schedule for the project. On 2/13 we had our second meeting with Globaltech to finalize the design and equipment specifications. They will begin with relocating our current feed system to a temporary location so that we will continue feeding fluoride during the project which was one of the requirements of the grant. This will allow them access to the room to begin demolition and eventually construction of the new system.

Hypochlorite tank replacements

A work authorization, presented by Globaltech, to replace our two older hypochlorite tanks was approved at the October meeting. Globaltech ordered the tanks on 1/18 and expects them to arrive onsite in mid-April. They will then schedule their crews to begin the install, one tank at a time.

Well pump/motor spares

At the January meeting the Board of Directors approved the purchase of two spare well pumps and two spare motors from Atlantic Environmental. Staff was able to send a pump that came out of well 11 back to the factory and have it refurbished to like new standards. This allowed us to cancel the order for one of the pumps and save quite a bit of money since rebuilding this pump was thousands less than the purchase of a new one.

GovDeals surplus equipment sales

Staff established contact with Stacey Kurtz from GovDeals and set up a meeting on 1/25 to go through some of the benefits of their site. After that she turned us over to who will be our account representative, Luciana Goreed, who we had a conference call with on 2/9. We went through every feature of the site and she assisted us with posting our first ad. Dan has added a link to our ads on the home page of the Districts website which is labeled Surplus Items. We now have a clear avenue for each department to sell obsolete or replaced equipment, vehicles, vessels, etc.

You can visit our ads anytime at www.govdeals.com/Coralspringsimprovementdistrict .

Projects with Globaltech

- Hypochlorite tank replacement – WA 128 approved in October. Underway
- Fluoridation system upgrade- WA 129 approved in November. Underway
- High service pump #7 flushing line- WA 131 approved in January. Underway
- Adding a VFD to well 6 –WA 132 approved in January. Underway
- Rehabilitation of well 9 – WA to be presented at the February meeting
- Replacement of high service pump #2- WA to be presented at the March meeting
- Storage tank influent corrections- WA to be presented at a to be determined date
- Underground diesel tank transfer lines upgrade- WA to be presented at a to be determined date

Coral Springs Improvement District
Wastewater Department Report
February 2018 Board Meeting

Ongoing Projects

Globaltech has notified the District that they are progressing with the following approved work authorizations (WA):

WA# 124 – Effluent Pump Station Electrical Improvements

- Staff met with GlobalTech on Wednesday February 7, 2018, to perform the walkthrough and review the punch list of the Effluent Pump Station Electrical Improvement project. Punch list items remaining are installing the ultra-sonic level sensor, dispose of old bubbler system, install panels in new control cabinet and labeling. Below is a picture of the three (3) new VFD's installed.



WA # 133– Arc Flash Study

- GlobalTech was given notice on January 24, 2018 to proceed with the Arc Flash Study and they are scheduling the kick off meeting. Some of the benefits of a comprehensive Arc Flash Study are listed below:
 - Documents current facility conditions of the electrical system.
 - Documents all electrical system components.
 - Identifies proper level of PPE required.
 - Ensures a safe work environment in compliance with all National Fire Protection Association (NFPA) 70, NFPA 70E and Occupational Safety and Health Administration (OSHA) regulations.

WA # 130 – Plant D Damage Assessment

- GlobalTech has presented the draft report of Plant D Damage Assessment. Staff will meet with GlobalTech on Wednesday February 14, 2018 to discuss.

Pending Work Authorizations

Monitoring Well 4 Work Authorization is scheduled to be presented to the Board in March 2018.

Work Authorization # 134 will replace two (2) 24” Gate Valves at Injection Well 2 and will be presented to the Board for approval at the February 2018 Board Meeting.



Coral Springs Improvement District
Drainage Report February 26, 2018
Board of Supervisors Meeting

Flood Control

Hurricane Irma generated debris removal is underway.





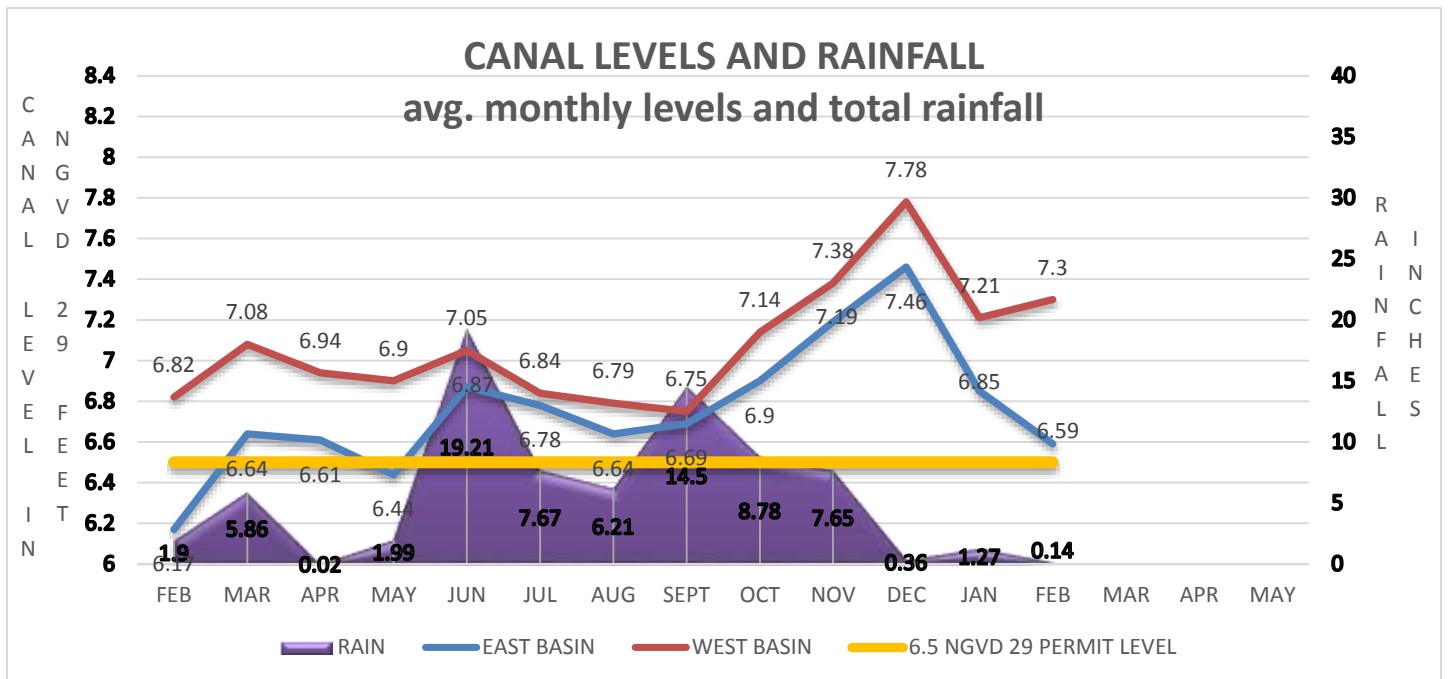
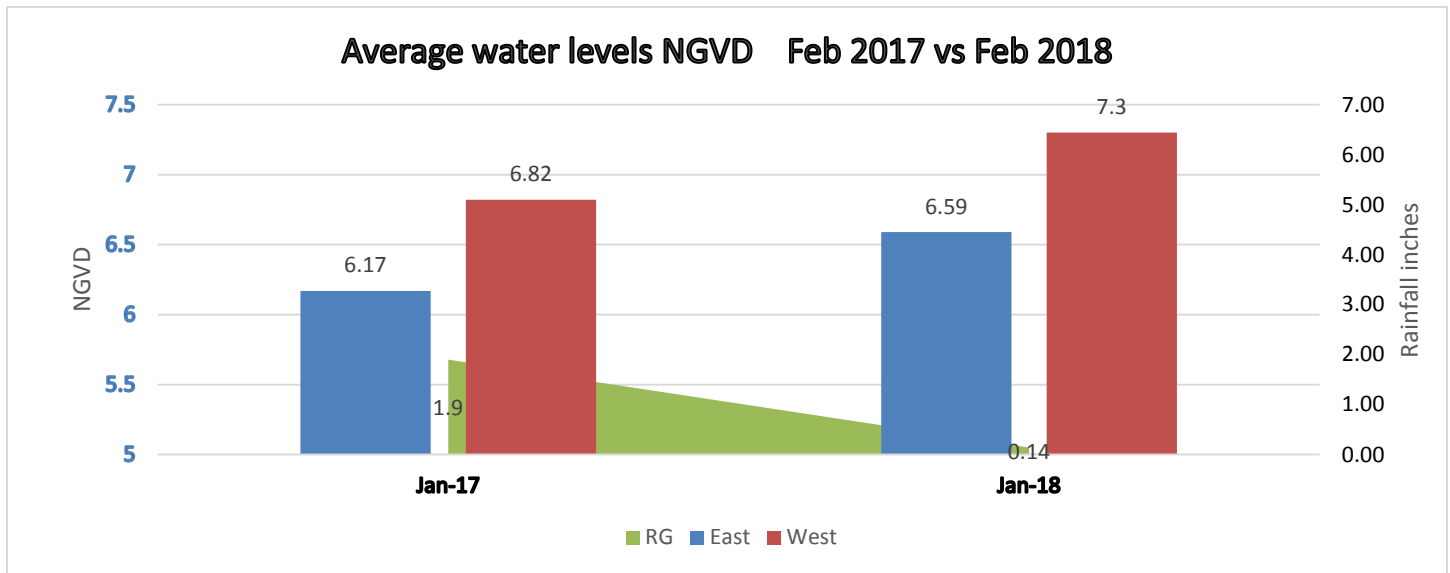
Aquatic Herbicide applications

Field crews are on schedule with herbicide applications where necessary. Aquatic weed growth is slow.

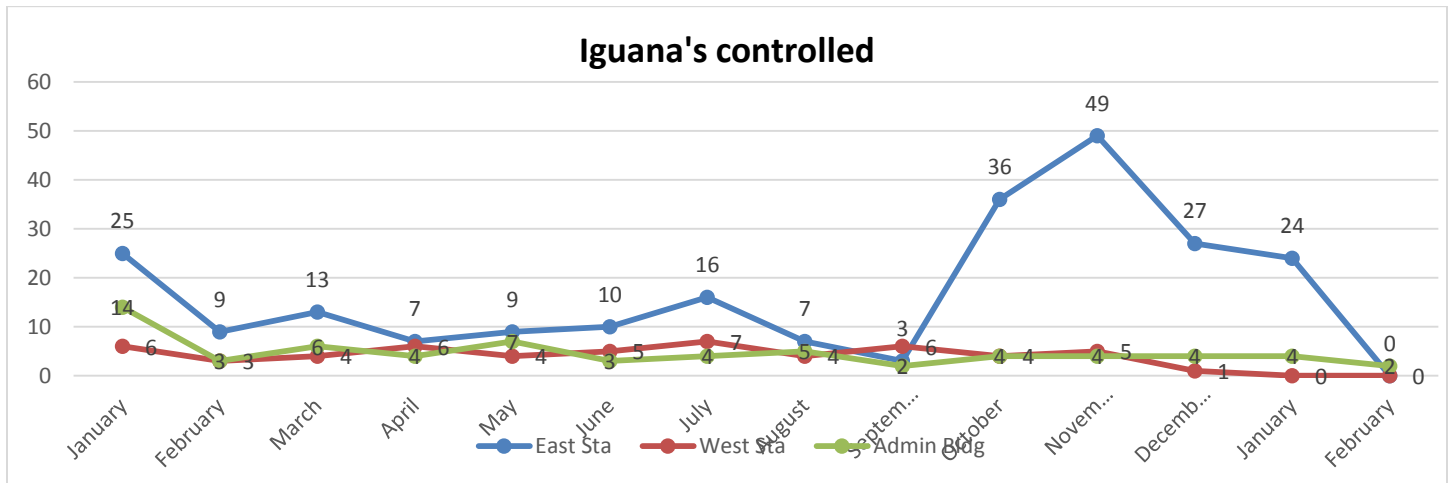
Flood Control

Canal levels are approx. 6'4" for the East basin and 7'1" for the West basin.

Rainfall recorded is .14" for the month so far.



Iguana Management: January 2017 through February 2018





Coral Springs Improvement District
10800 N.W. 11TH Avenor Coral Springs, FL 33071

Water Distribution and Wastewater Collection

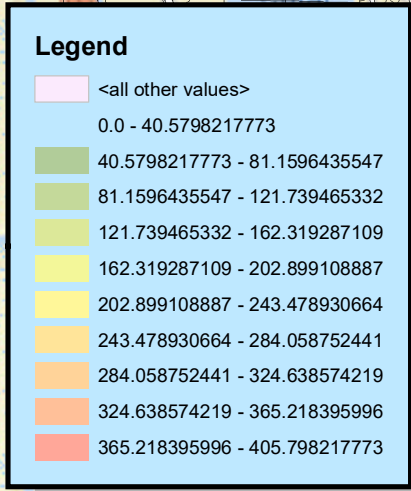
Department Report

2-26-17 board Meeting

- There were 9 water breaks in the month of January, a record low in our collected data. A continued reduction from our Water Service Replacement Program.
- AP Engineering is complete with phase 1 of the service replacement program. Permit applications for phase two have been submitted by AP Engineering and are awaiting approval.
- The field Department is finishing up with fire hydrant painting and has continued with GIS based Valve Maintenance.
- The Margate/CSID interconnect is operational, but untested at the time this document was created. We plan to get together with Margate to test its operational performance.
- We have purchased a small (15KW) single phase generator for the purpose of making a prototype to serve as a cheaper, more efficient alternative as an emergency power generation platform for smaller lift stations. The estimated cost per unit will be about 1/5th to 1/6th the cost of the typical 3 phase setup.
- As an added benefit from the reduction in water Service breaks, our service line crew has now focused on fully replacing water service lines that were not included into Phase one, and will not be included in Phase two, of our Service Line Replacement Project. A more proactive approach.



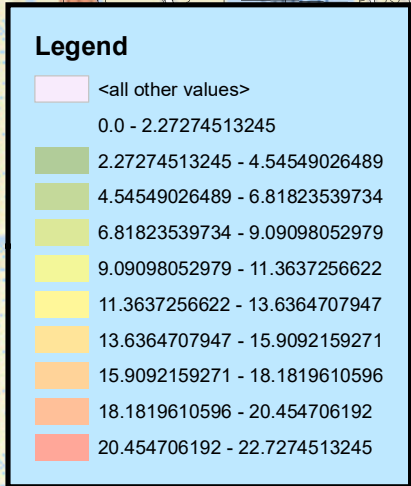
Hot Spot Map, Pre "Phase One" Service Line Replacement Project



Sources: Esri, HERE, DeLorme, USGS, Intermap, INCREMENT P, NRCan, Esri Japan, METI, Esri China (Hong Kong), Esri Korea, Esri (Thailand), MapmyIndia, NGCC, © OpenStreetMap contributors, and the GIS User Community



Hot Spot Map, Post "Phase One" Service Line Replacement Project



Sources: Esri, HERE, DeLorme, USGS, Intermap, INCREMENT P, NRCan, Esri Japan, METI, Esri China (Hong Kong), Esri Korea, Esri (Thailand), MapmyIndia, NGCC, © OpenStreetMap contributors, and the GIS User Community